



**Mental Health & Recovery Board**  
of Clark, Greene & Madison Counties

*Help for Today. Hope for Tomorrow.*

---

1055 E. High St.  
Springfield, OH 45505

Ph: (937) 322-0648

Toll Free: 1-800-435-7968

Fax: (937) 322-7631

General Email: mhrb@mhrb.org

---

**BOARD AGENDA**  
**MONDAY, OCTOBER 17, 2011**  
**6:00 - 8:00 P.M.**

**CLARK STATE COMMUNITY COLLEGE**  
**LIBRARY RESOURCE CENTER**  
**ROOM 209**  
**570 E. LEFFEL LANE**  
**SPRINGFIELD, OHIO**

- I. OPENING REMARKS** *Roger Roberts, Chair*
- A. Welcome Guests & Introductions**
- II. BOARD MEMBER TO BE SWORN IN**
- III. APPROVAL OF MINUTES** - September 19, 2011 **Attachment A**
- IV. REVIEW OF VOUCHERS** **Attachment B**  
September 16, 2011 September 23, 2011  
September 30, 2011 October 7, 2011
- V. CEO REPORT** *Kent Youngman*
1. Levy Endorsements
    - a. Clark County Combined Health District
    - b. Greene Memorial Hospital
  2. Presentation: New MHRB Web Site
  3. Update: Xenia Facility Re-Roofing Project
  4. Medicaid Cost Containment
- VI. ADMINISTRATIVE ISSUES**
- A. MHR Board Financial Update** **Attachment C**
1. Board Financials – September 2011
  2. Administrative Budget  
FY 2012 – 1<sup>st</sup> Quarter
  3. Cash Flow Projections
- B. Review of Insurance Coverages** **Attachment D**

(AGENDA CONTINUED ON REVERSE SIDE)

**VII. COMBINED MENTAL HEALTH & ALCOHOL/DRUG ISSUES**

- A. Mental Health and Alcohol/Drug Committee  
Summary – October 4, 2011  
Report of Committee Chairs**
1. ODMH/ODADAS Community Plan Review
  2. Family Solutions Center Program Update
  3. Tour of Family Solutions Center Facility

**Attachment E**  
*Julie Anthony &  
Ben Harrison, Co-Chairs*

**VIII. FINANCE ISSUES**

- A. Finance Committee Summary -  
October 7, 2011  
Report of Committee Chair**
1. FY 2012 Revenue Funding Sources
    - a. Discussion
    - b. Recommendation
  2. Five Year Financial Projections
    - a. Discussion
  3. Mental Health Services Capital Request
    - a. Recommendation
  4. Risk Pool Request
    - a. Madison County Courts Recommendation
  5. FY 2011 MHR Board Audit Update/Review Draft

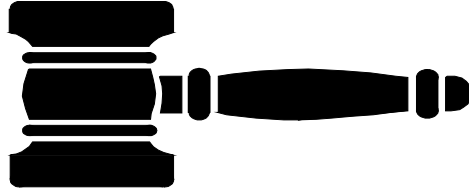
**Attachment F**  
*Julie Anthony, Chair*

**IX. MISCELLANEOUS**

**X. AUDIENCE PARTICIPATION**

**XI. BOARD MEMBER COMMENTS**

**XII. ADJOURNMENT**



**MINUTES – September 19, 2011**

*The Mental Health & Recovery Board of Clark, Greene and Madison Counties met on Monday, September 19, 2011 at 6:00 p.m. at the Clark State Community College, Library Resource Center, Room 209, 570 East Leffel Lane, Springfield, Ohio.*

**PRESENT** *Roger Roberts, Chairperson, Presiding; Julie Anthony, Ben Harrison, Linda Griffith, Jim Hutchins, Kimberly Michael, Lauren Ross and Jim Vernon*

*Staff: Dr. Kent Youngman, CEO; Nancy Chiles, Greta Mayer, Roselin Runnels, Kevin Taylor and Tauna Wren*

**GUESTS:** *Randall Haskins, TCN Behavioral Health Services  
Michael Jones, NAMI of Clark County  
Teresa Jones, NAMI of Clark County  
Mike Young, Clark County Sheriff's Department*

**OPENING REMARKS**

*Roger Roberts, Chairperson, called the meeting to order and welcomed the Board membership and guests back from summer break. He then welcomed Linda Griffith as a new Board member. Linda gave a brief description of her background. Roger then called on Board members and the audience to introduce themselves.*

**BOARD MEMBERS TO BE SWORN IN**

*The swearing in of the new Mental Health & Recovery Board member, Linda Griffith, was postponed to a future date.*

**APPROVAL OF MINUTES**

*The Board Minutes for June 20, 2011 Mental Health & Recovery Board meeting were reviewed. There were no comments. Roger asked for a motion for approval.*

**IT was MOVED BY JULIE ANTHONY, SECONDED BY JIM HUTCHINS TO APPROVE THE MINUTES FOR THE JUNE 20, 2011 BOARD MEETING.**

**MOTION CARRIED.**

### **REVIEW OF VOUCHERS**

*Voucher lists dated June 17, 2011, June 24, 2011, July 1, 2011, July 8, 2011, July 15, 2011, July 22, 2011, July 29, 2011, August 5, 2011, August 12, 2011, August 19, 2011, August 26, 2011, September 2, 2011 and September 9, 2011 were reviewed. There was a discussion regarding the Chamber of Commerce dues. Kent stated that this provides the Board more of a presence in the communities and is a great endorsement for behavioral health. There was also a discussion regarding the OACBHA membership dues.*

### **CEO REPORT**

*Kent called on Roselin Runnels for an update on the Crisis Intervention Training (CIT) held the week of August 29<sup>th</sup>. Roselin distributed a handout and stated that CIT is a 40 hour course for law enforcement and mental health professionals. CIT assists law enforcement in handling situations when an individual is in mental health crisis. Roselin introduced Clark County Sheriff Deputy Mike Young, a speaker at CIT this year. Deputy Young discussed the importance of CIT and how it has given him and other first responder's confidence to communicate with individuals with mental illness and how to have a good outcome in emergency situations. He stated that he would like to see more EMTs attend CIT because often they are the first responders. Deputy Young concluded that there is a great need for all emergency personnel to use CIT in their every day lives because it will save lives.*

*Kent brought the attention of the membership to the notice that had been distributed and stated that there will be a Combined Mental Health and Alcohol/Drug Committee meeting on October 4, 2011 at Family Solutions Center, 287 Cincinnati Avenue, Xenia. There will also be a tour of this facility. There will not be a meeting on October 11<sup>th</sup>. Randy Haskins, TCN Behavioral Health Services, stated that things are going well at Family Solutions Center and mentioned that they have now moved completely out of the Beaver creek facility.*

*Next, Kent gave a state update saying that Medicaid limits for Mental Health and Alcohol and Drug are not finalized. Lawsuits have slowed the process down, but the tiered rate for CPST is in place. ODADAS has shifted their focus away from Residential facilities and is looking at limiting Case Management, Counseling and Medical Somatic services and creating a tiered rate for Case Management and across the board rate cuts for providers. Figures are not available at this time. We have been told that a mid-term state budget review or adjustment will occur, but at this time the Board does not know what this will mean for state allocations to boards.*

*Next, Kent reviewed the Memorandum of Understanding. Over the past 18 months, a group of Board directors from western Ohio have met informally to discuss current trends, share ideas and discuss ways to cooperate that could be mutually beneficial. This group includes the directors from Boards representing the counties of Clark, Greene and Madison, Miami, Dark and Shelby, Warren and Clinton, Allen, Auglaize and Harden, and Clermont. Approximately 6 months ago it was determined that a more formal agreement would be helpful and work began on developing a Memorandum of Understanding (MOU) and agreeing on a name to represent the group.*

*The MOU is focused on strengthening opportunities for Advocacy, Opportunity, Outsourcing, and Information Sharing that would be mutually beneficial across Board regions. This is particularly important in an environment in which sharing administrative functions across Boards is likely to become common. As we are looking to meet current and future challenges the name “Horizons” was chosen for the group.*

*It was questioned if this would include sharing of organizational charts. Kent stated that the purpose is not to create a 501C3, COGG or an official structure. This is basically an agreement for these boards to work together when it is beneficial to do so. Jim Vernon stated that sharing information is a plus. Kent read the recommendation.*

***IT IS THE RECOMMENDATION THAT THE MENTAL HEALTH & RECOVERY BOARD OF CLARK, GREENE AND MADISON COUNTIES AUTHORIZE ITS CEO AND CHAIRPERSON TO SIGN THE “HORIZONS MEMORANDUM OF UNDERSTANDING”. THIS FORMAL AGREEMENT WILL BEGIN IN FISCAL YEAR 2012.***

***IT was MOVED BY JIM VERNON, SECONDED BY BEN HARRISON TO AUTHORIZE THE CEO AND CHAIRPERSON TO SIGN THE “HORIZONS MEMORANDUM OF UNDERSTANDING”, AS PRESENTED.***

***MOTION CARRIED.***

*Kent then called on Nancy Chiles to give an update regarding a new roof on one of the Board’s facilities located in Xenia. Nancy stated that in July the Board received an insurance check for hail damage to the roofs of three of the Board’s facilities. Roofs have been replaced on two of these facilities – Christopher House and Greenebridge. Because the roof on the third facility, located at 452 West Market Street in Xenia, is likely to cost more than \$25,000 to repair, the MHR Board is required to publically bid the project. Public notices will be in the Xenia Gazette on September 23<sup>rd</sup> and September 30<sup>th</sup>, with the bid opening on October 13<sup>th</sup>.*

**ADMINISTRATIVE ISSUES**

*Next, Roger Roberts called on Kevin Taylor to review the Mental Health & Recovery Board financials. Kevin referred the membership to Attachment D in the agenda packet with the first page representing the Statement of Cash Position and Fund Balances as of June 30, 2011. This report is strictly on a cash basis with total cash receipts of \$34,683,271 and total cash disbursements of \$30,181,527 with an ending fund balance at the end of the fiscal year of \$9,280,993.*

*Next, Kevin reviewed the Statement of Cash Position and Fund Balances as of August 31, 2011 reflecting total cash receipts of \$8,063,946 and disbursements totaling \$4,329,030 and an ending fund balance as of August 31, 2011 of \$13,015,908.*

*The next page of Attachment D represents the Statement of Revenues and Expenditures – Summary Activity for FY 2012, as of August 31, 2011. Total revenue is \$7,051,889; total expenses are \$936,952, with cash receipts over disbursements of \$6,168,344.*

*Next, Kevin reviewed the Budget to Actual – Administration and Support Budget Summary for FY 2011. Total actual expenses were \$1,097,526; budgeted expenses were \$1,208,230. Actual expenses were under budget \$110,704.*

**MENTAL HEALTH AND ALCOHOL/DRUG ISSUES**

*Roger called on Ben Harrison, Co-Chair, to give the report of the Combined Mental Health and Alcohol/Drug Committees meeting held Tuesday, September 13, 2011 at the Greene County Educational Service Center. Ben referred the membership to Attachment E in the Board packet and reviewed the report. Ben read the first motion.*

**IT IS THE RECOMMENDATION OF THE ALCOHOL/DRUG AND MENTAL HEALTH COMMITTEES THAT THE MENTAL HEALTH & RECOVERY BOARD OF CLARK, GREENE AND MADISON COUNTIES ALLOCATE AN ADDITIONAL \$47,801 IN FY 2012 TO TCN BEHAVIORAL HEALTH SERVICES, INC. FOR INCREASED PSYCHIATRY SERVICES.**

<i>Service</i>	<i>Units</i>
<i>Psychiatric Evaluation</i>	<i>63</i>
<i>Pharmacological Management</i>	<i>250</i>
<i>Total</i>	<i>313</i>

**IT was MOVED BY JULIE ANTHONY, SECONDED BY JIM VERNON TO ALLOCATE AN ADDITIONAL \$47,801 IN FY2012 TO TCN FOR PSYCHIATRY SERVICES.**

*Kent stated that additional state funds, that were not anticipated, became available to the Board and we are now allocating the funds to purchase services.*

**MOTION CARRIED.**

*Ben read the next motion for TCN Behavioral Health Services for an additional allocation to create onsite access to physical healthcare for medically indigent clients.*

**IT IS THE RECOMMENDATION OF THE ALCOHOL/ DRUG AND MENTAL HEALTH COMMITTEES THAT THE MENTAL HEALTH & RECOVERY BOARD OF CLARK, GREENE AND MADISON COUNTIES ALLOCATE AN ADDITIONAL \$40,000 IN FY2012 TO TCN BEHAVIORAL HEALTH SERVICES, INC. FOR PHYSICAL HEALTH SERVICES FOR MEDICALLY INDIGENT GREENE COUNTY CLIENTS.**

**IT was MOVED BY JIM HUTCHINS, SECONDED BY KIMBERLY MICHAEL TO ALLOCATE AN ADDITIONAL \$40,000 IN FY2012 TO TCN FOR PHYSICAL HEALTH SERVICES.**

**MOTION CARRIED.**

*The next item was in regards to an infestation of bed bugs at two of the Board's residential facilities. TCN, who leases the facilities, has asked for assistance in the cost of treating these facilities with a heat treatment procedure. Ben read the recommendation.*

**IT IS THE RECOMMENDATION OF THE COMBINED ALCOHOL/DRUG AND MENTAL HEALTH COMMITTEES THAT THE MENTAL HEALTH & RECOVERY BOARD OF CLARK, GREENE AND MADISON COUNTIES (MHRB) REIMBURSE TCN BEHAVIORAL HEALTH SERVICES \$2,500, 50% OF THE TOTAL COST, FOR THE TREATMENT OF BED BUGS IN FY2012 FOR TWO RESIDENTIAL FACILITIES OWNED BY THE MHRB. TCN UNDERSTANDS THE AGENCY IS RESPONSIBLE FOR STRINGENT INTAKE PROCEDURES AND INSPECTIONS, SO THIS PROBLEM DOES NOT OCCUR ROUTINELY.**

**IT was MOVED BY JIM VERNON, SECONDED BY LAUREN ROSS TO REIMBURSE TCN \$2,500 FOR THE TREATMENT OF BED BUGS.**

**MOTION CARRIED.**

*Julie Anthony, Co-Chair of the Combined Committee, stated that the Committee reviewed the Risk Pool priorities and procedures. Julie then read the recommendation.*

**IT IS THE RECOMMENDATION OF THE COMBINED MENTAL HEALTH AND ALCOHOL AND DRUG COMMITTEES THAT THE MENTAL HEALTH & RECOVERY BOARD OF CLARK, GREENE AND MADISON COUNTIES ADOPT THE FY 2012 RISK POOL PRIORITY POPULATIONS, SERVICES AND PROCEDURES AS DEFINED IN THE DOCUMENT “FY 2012 RISK POOL PRIORITIES AND PROCEDURES”.**

**IT was MOVED BY BEN HARRISON, SECONDED BY KIMBERLY MICHAEL TO ADOPT THE FY 2012 RISK POOL PRIORITIES AND PROCEDURES.**

**MOTION CARRIED.**

*Julie read the next recommendation for additional funding to Mental Health Services for Clark and Madison Counties.*

**IT IS THE RECOMMENDATION OF THE COMBINED MENTAL HEALTH AND ALCOHOL AND DRUG COMMITTEES THAT THE MENTAL HEALTH & RECOVERY BOARD OF CLARK, GREENE, AND MADISON COUNTIES ALLOCATE AN ADDITIONAL \$107,609 IN FY 2012 FOR PROVIDING ASSESSMENT AND INDIVIDUAL COUNSELING TO INDIVIDUALS WHO ARE NOT ELIGIBLE FOR MEDICAID. IT IS ESTIMATED THAT APPROXIMATELY \$76,000 WILL BE USED FOR CLARK COUNTY AND \$31,000 FOR MADISON COUNTY. THE GRID BELOW SHOWS THE BREAKDOWN BY COUNTY.**

	<b>Assessment Units</b>	<b>Individual Counseling Units</b>
<b>Clark</b>	<b>260</b>	<b>3,200</b>
<b>Madison</b>	<b>260</b>	<b>1,080</b>
<b>Total Additional Units</b>	<b>520</b>	<b>4,280</b>

**IT was MOVED BY JULIE ANTHONY, SECONDED BY JIM HUTCHINS TO ALLOCATE AN ADDITIONAL \$107,609 IN FY 2012 TO MENTAL HEALTH SERVICES FOR CLARK AND MADISON COUNTIES.**

**MOTION CARRIED.**

*The next recommendation was for continuation of the Early Childhood Mental Health consultation program at Rocking Horse Center. Julie stated that ODMH no longer is providing funds for this program. The recommendation is as follows:*

**IT IS THE RECOMMENDATION OF THE MENTAL HEALTH AND ALCOHOL/ OTHER DRUG COMMITTEES THAT THE MENTAL HEALTH & RECOVERY BOARD OF CLARK, GREENE AND MADISON COUNTIES AUTHORIZE THE CEO TO NEGOTIATE AND ENTER INTO CONTRACT WITH ROCKING HORSE CENTER FOR CONTINUATION OF THE EARLY CHILDHOOD MENTAL HEALTH CONSULTATION PROGRAM FOR THE PERIOD JULY 2011 THROUGH JUNE 2012 IN THE AMOUNT OF \$55,000, GRANT FUNDED AND COST RECONCILED.**

***IT was MOVED BY JULIE ANTHONY, SECONDED BY BEN HARRISON TO AUTHORIZE THE CEO TO NEGOTIATE AND ENTER INTO CONTRACT WITH ROCKING HORSE CENTER FOR THE PERIOD JULY 2011 THROUGH JUNE 2012 FOR THE EARLY CHILDHOOD MENTAL HEALTH CONSULTATION PROGRAM.***

***MOTION CARRIED.***

*Julie stated that Roselin Runnels had informed the combined committee of a new definition of addiction from ASAM which was included in the Committee agenda packet. The definition described addiction as a disorder of the brain.*

*That concluded the Combined Mental Health and Alcohol/Drug Committees report.*

**MISCELLANEOUS**

*Kent informed the membership that Board member, Beverly Quinn, is having some serious health issues and wished her well. He distributed a get-well card for Board members to sign.*

*Kent stated that a dedication of Wehler House is being planned. The tentative date is October 21<sup>st</sup> at 12:00 p.m. More information will be forthcoming.*

**AUDIENCE PARTICIPATION**

*None.*

**BOARD MEMBER COMMENTS**

*Chairperson Roger Roberts thanked Michael and Teresa Jones for attending the meeting.*

**ADJOURNMENT**

***A MOTION WAS MADE BY BEN HARRISON AND THE MEETING WAS ADJOURNED BY CHAIR, ROGER ROBERTS.***

---

*Delvin Harshaw, Secretary*

*Tauna Wren, MHR Board Staff*

**To: John S. Federer, Clark County Auditor**

**On Sept. 16, 2011, The President/CEO of The Mental Health & Recovery Board of Clark, Greene, and Madison Counties approved payment of the following purchase orders:**

<i>Line</i>	<i>PO Number</i>	<i>Payee</i>	<i>City</i>	<i>Description</i>	<i>Amount</i>
75413	22629	Mental Health Services for Clark & Madison Counties		Rsrv & pay FY 2011 Cluster allocation	14,495.74
75957	22621	Garrigan's, Inc.		Office supplies	59.90
75957	22622	Greene County Health Coalition		2011 membership dues	200.00
75957	22623	Hassler Communication Systems Technology, Inc.		Renew router maintenance contract	454.00
75957	22624	Acles, Phil		Reimburse cell phone replacement	85.59
75957	22625	Huffman Tree Company, LLC		Remove tree & stump, 1101 E. High St.	600.00
75957	22626	Lowe's Commercial Services		Maintenance & building supplies	183.46
75957	22627	Youngman, Kent		Replenish petty cash	12.00
75957	22628	Impact Network Solutions, Inc.		Aug. long distance charges	62.09
75957	22630	Cintas Corporation Loc. 02		Uniforms & building supplies	402.57
75957	22631	Rollins Moving & Storage		Move file cabinets due to water damage, 1055 E. High	247.50
75957	22632	Trupointe		Lawn care supplies	38.28
75957	22633	Dr. Joe Gay		MCSAC speaker's fee & mileage	398.00
				<b>Grand Total</b>	<b>\$17,239.13</b>

**W. Kent Youngman, President/CEO**

**To: John S. Federer, Clark County Auditor**

**On September 23, 2011, The President/CEO of The Mental Health & Recovery Board of Clark, Greene, and Madison Counties approved payment of the following purchase orders:**

<b>Line</b>	<b>PO Number</b>	<b>Payee</b>	<b>City</b>	<b>Description</b>	<b>Amount</b>
75413	22641	Mental Health Services for Clark & Madison Counties		Rsrv & pay July inpatient allocation	51,023.94
75413	22642	Access Ohio LLC	Columbus	Rsrv & pay Aug. MACSIS treatment svcs	256.99
75413	22643	Adriel School, Inc.	West Liberty	Rsrv & pay Mar-June MACSIS treatment svcs	6,859.38
75413	22644	Amethyst, Inc.	Columbus	Rsrv & pay July & Aug. MACSIS treatment svcs	977.74
75413	22645	Applewood Centers, Inc.	Cleveland	Rsrv & pay Aug. MACSIS treatment svcs	3,977.41
75413	22646	The Bair Foundation	Kent	Rsrv & pay Aug. MACSIS treatment svcs	298.62
75413	22647	Buckeye Ranch, Inc.	Grove City	Rsrv & pay June & July MACSIS treatment svcs	13,745.28
75413	22648	Cambridge Counseling Center Inc.	Cambridge	Rsrv & pay June-Aug. MACSIS treatment svcs	958.14
75413	22649	Catholic Social Services-Sidney	Sidney	Rsrv & pay Aug. MACSIS treatment svcs	90.00
75413	22650	Child Focus, Inc.	Cincinnati	Rsrv & pay Aug. MACSIS treatment svcs	90.00
75413	22651	CHOICES	Dayton	Rsrv & pay July & Aug. MACSIS treatment svcs	998.21
75413	22652	Community Mental Health Center of Warren County	Lebanon	Rsrv & pay July MACSIS treatment svcs	63.00
75413	22653	CompDrug	Columbus	Rsrv & pay Aug. MACSIS treatment svcs	3,446.01
75413	22654	Consolidated Care, Inc.	Marysville	Rsrv & pay Aug. MACSIS treatment svcs	1,443.90
75413	22655	The Counseling Source	Cincinnati	Rsrv & pay July & Aug. MACSIS treatment svcs	14,514.90
75413	22656	Darke County Mental Health Clinic	Greenville	Rsrv & pay Aug. MACSIS treatment svcs	59.22
75413	22657	Day-Mont West Behavioral Healthcare	Dayton	Rsrv & pay Mar. & July MACSIS treatment svcs	414.67
75413	22658	Dublin Counseling Center	Dublin	Rsrv & pay July & Aug. MACSIS treatment svcs	647.49
75413	22659	Eastway Corporation	Dayton	Rsrv & pay May-July MACSIS treatment svcs	347.33
75413	22660	FRS Counseling	Hillsboro	Rsrv & pay Aug. MACSIS treatment svcs	1,221.93
75413	22661	Health Recovery Services-Athens	Athens	Rsrv & pay July MACSIS treatment svcs	2,434.83
75413	22662	Mahajan Therapeutics LLC	Dayton	Rsrv & pay Aug. MACSIS treatment svcs	2,585.59
75413	22663	Marion Area Counseling Center	Marion	Rsrv & pay Aug. MACSIS treatment svcs	132.18
75413	22664	Marsh Foundation	Van Wert	Rsrv & pay July & Aug. MACSIS treatment svcs	1,021.74
75413	22665	Mid-Ohio Psychological Services	Lancaster	Rsrv & pay July & Aug. MACSIS treatment svcs	180.00
75413	22666	National Youth Advocate Program	Columbus	Rsrv & pay July & Aug. MACSIS treatment svcs	1,304.37
75413	22667	Nationwide Childrens Behavioral Health	Columbus	Rsrv & pay Apr.-Aug. MACSIS treatment svcs	1,839.30
75413	22668	New Horizons Youth and Family Center	Lancaster	Rsrv & pay June MACSIS treatment svcs	233.98
75413	22669	Project Cure	Dayton	Rsrv & pay Mar-Aug. MACSIS treatment svcs	538.79
75413	22670	SAFY of Ohio, Inc.	Delphos	Rsrv & pay Aug. MACSIS treatment svcs	639.90
75413	22671	Samaritan Behavioral Health	Dayton	Rsrv & pay June & Aug. MACSIS treatment svcs	2,582.91
75413	22672	Scioto County Counseling Center, Inc.	Portsmouth	Rsrv & pay Aug. MACSIS treatment svcs	2,885.56
75413	22673	Scioto Paint Valley MH Center	Chillicothe	Rsrv & pay July MACSIS treatment svcs	1,124.47
75413	22674	South Community	Dayton	Rsrv & pay May & Aug. MACSIS treatment svcs	634.33
75413	22675	St. Joseph Orphanage	Cincinnati	Rsrv & pay July MACSIS treatment svcs	1,516.88
75413	22676	St. Vincent Family Centers	Columbus	Rsrv & pay Aug. MACSIS treatment svcs	1,101.62
75413	22677	Step By Step Academy, Inc.	Columbus	Rsrv & pay Aug. MACSIS treatment svcs	1,764.07

<i>Line</i>	<i>PO Number</i>	<i>Payee</i>	<i>City</i>	<i>Description</i>	<i>Amount</i>
75413	22678	Talbert House	Cincinnati	Rsrv & pay July & Aug. MACSIS treatment svcs	85.32
75413	22679	Tri-County Mental Health & Counseling Services, Inc.	Athens	Rsrv & pay Aug. MACSIS treatment svcs	234.63
75413	22680	United Methodist Children's Home	Worthington	Rsrv & pay Aug. MACSIS treatment svcs	225.00
75413	22681	University of Toledo University Medical Center	Toledo	Rsrv & pay May & July MACSIS treatment svcs	546.48
75413	22682	Viaquest Behavioral Health Ohio	Dublin	Rsrv & pay June & Aug. MACSIS treatment svcs	504.63
75413	22683	The Village Network	Smithville	Rsrv & pay June & Aug. MACSIS treatment svcs	1,742.82
75413	22684	Wright State University	Dayton	Rsrv & pay June & Aug. MACSIS treatment svcs	608.97
75413	22685	Wright State University, DBA Consumer Advocacy Model	Dayton	Rsrv & pay July MACSIS treatment svcs	3,625.76
75413	22686	Zepf Community Center	Toledo	Rsrv & pay Aug. MACSIS treatment svcs	379.57
75413	22687	Catholic Charities of Southwestern Ohio		Rsrv & pay July & Aug. MACSIS treatment svcs	9,078.65
75413	22688	Family Violence Prevention Center of Greene Co.	Xenia	Rsrv & pay May & June MACSIS treatment svcs	30,098.49
75413	22689	McKinley Hall, Inc.	Springfield	Rsrv & pay Aug. MACSIS treatment svcs	102,971.43
75413	22690	Matt Talbot House	Springfield	Rsrv & pay Aug. MACSIS treatment svcs	5,214.65
75413	22691	Mental Health Services for Clark & Madison Counties		Rsrv & pay July MACSIS treatment svcs	26,580.19
75413	22692	Oesterlen Services for Youth	Springfield	Rsrv & pay Aug. MACSIS treatment svcs	307.14
75413	22693	Project Woman	Springfield	Rsrv & pay Aug. MACSIS treatment svcs	4,075.94
75413	22694	Rocking Horse Center		Rsrv & pay Aug. MACSIS treatment svcs	33,476.07
75413	22695	TCN Behavioral Health Services, Inc.	Xenia	Rsrv & pay Aug. MACSIS treatment svcs	218,358.33
75413	22696	WellSpring		Rsrv & pay July & Aug. MACSIS treatment svcs	12,268.46
75413	22697	Eastway Corporation	Dayton	Rsrv & pay July & Aug. inpatient independent evaluations	1,125.00
75413	22698	Eastway Corporation	Dayton	Rsrv & pay forensic monitoring July-Dec. allocation	6,536.00
75413	22704	Treasurer, State of Ohio		Rsrv & pay ODMH SFY 2011 3rd Qtr Reversals	13,453.96
75957	22634	James Bennett dba Bennett Plumbing		Svc. call, 1054 E. High	90.00
75957	22635	Martin, Browne, Hull & Harper		Aug. legal fee	140.00
75957	22636	Pitney Bowes Global Financial Services LLC		Lease mail equipment Jun-Sept	327.00
75957	22637	Cox Media Group		Print, prep & mail fall newsletter	496.23
75957	22638	Koorsen Fire & Security		Repair sprinkler; 189 Dayton Ave	1,313.16
75957	22639	Lee Ann's Dairy Delight		Food for Sept. MHR Board meeting	40.50
75957	22640	PNC Bank, N.A.		Sept. mortgages	7,628.67
75957	22699	Cintas Corporation Loc. 02		Uniforms for maintenance staff	46.67
75957	22700	Koorsen Fire & Security		Fire extinguisher inspections	714.40
75957	22701	PNC Bank		Utility payments paid by credit card	7,786.82
75957	22702	Huff, Mark		Travel expense reimbursemnt RSC training	142.80
75957	22703	Lee Ann's Dairy Delight		Lunch for CIT meeting	25.50
<b>Grand Total</b>					<b>\$614,203.92</b>

***W. Kent Youngman, President/CEO***

**To: John S. Federer, Clark County Auditor**

**On September 30, 2011, The President/CEO of The Mental Health & Recovery Board of Clark, Greene, and Madison Counties approved payment of the following purchase orders:**

<b>Line</b>	<b>PO Number</b>	<b>Payee</b>	<b>City</b>	<b>Description</b>	<b>Amount</b>
75413	22717	Greene County Family & Children First Council	Xenia	Rsrv & pay Oct. allocation	14,124.00
75413	22718	Greene Leaf Therapeutic	Xenia	Rsrv & pay Oct. allocation	14,201.00
75413	22719	Housing Solutions of Greene County, Inc.	Xenia	Rsrv & pay Oct. allocation	11,457.00
75413	22720	Madison County Family Council		Rsrv & pay Oct. allocation	1,912.00
75413	22721	Mental Health Services for Clark & Madison Counties		Rsrv & pay Oct. allocation	36,535.00
75413	22722	NAMI of Clark & Greene Co.	Springfield	Rsrv & pay Oct. allocation	19,487.00
75413	22723	Oesterlen Services for Youth	Springfield	Rsrv & pay Oct. allocation	16,250.00
75413	22724	Rocking Horse Center		Rsrv & pay Oct. allocation	6,111.00
75413	22725	TCN Behavioral Health Services, Inc.	Xenia	Rsrv & pay Oct. allocation	23,467.00
75413	22726	Women's Recovery Center	Xenia	Rsrv & pay Oct. allocation	34,554.00
75957	22705	Cintas Corporation Loc. 02		Uniforms & building supplies	326.20
75957	22706	Cooper Security Systems		Oct-Dec. alarm monitoring, 335 E. Market	66.00
75957	22707	Delaney Plumbing & Heating, LLC		Backflow test on facilities	840.00
75957	22708	Drain Works		Svc. call 452 W. Market	130.00
75957	22709	Purchase Power		Postage	1,000.00
75957	22710	Sparkle-N-Shine, LLC		Sept. janitorial svcs	1,654.42
75957	22711	Koorsen Fire & Security		Annual alarm monitoring; 452 W. Market	275.00
75957	22712	MP Pest Control Service		Pest control services	375.00
75957	22713	Collins, Alan E.		Oct. legal fee, commitment hearings	3,863.00
75957	22714	Pitzer's Painting		Paint windows, 476 W. Market	760.00
75957	22715	Mutual of Omaha		Oct. life insurance premium	45.60
75957	22716	Verizon Wireless		Sept. cell phones	150.04
75957	22727	Taylor, Kevin		Travel expense reimbursement 6/1-9/23	254.90
<b>Grand Total</b>					<b>\$187,838.16</b>

**W. Kent Youngman, President/CEO**

**To: John S. Federer, Clark County Auditor**

**On October 7, 2011, The President/CEO of The Mental Health & Recovery Board of Clark, Greene, and Madison Counties approved payment of the following purchase orders:**

<b>Line</b>	<b>PO Number</b>	<b>Payee</b>	<b>City</b>	<b>Description</b>	<b>Amount</b>
75413	22732	Access Ohio LLC	Columbus	Rsrv & pay Aug. & Sept. MACSIS treatment svcs	1,039.90
75413	22733	Amethyst, Inc.	Columbus	Rsrv & pay Aug. & Sept. MACSIS treatment svcs	278.10
75413	22734	Appleseed Community Mental Health Center	Ashland	Rsrv & pay Aug. MACSIS treatment svcs	219.99
75413	22735	Applewood Centers, Inc.	Cleveland	Rsrv & pay Aug. & Sept. MACSIS treatment svcs	3,066.05
75413	22736	The Bair Foundation	Kent	Rsrv & pay Aug. & Sept. MACSIS treatment svcs	405.27
75413	22737	Bellefaire Jewish Children's Bureau	Shaker Heights	Rsrv & pay Nov-Dec., Aug-Sept. MACSIS treatment svcs	571.79
75413	22738	Buckeye Ranch, Inc.	Grove City	Rsrv & pay July & Aug. MACSIS treatment svcs	8,857.81
75413	22739	Cambridge Counseling Center Inc.	Cambridge	Rsrv & pay Aug. & Sept. MACSIS treatment svcs	1,150.80
75413	22740	Catholic Social Services-Sidney	Sidney	Rsrv & pay Aug. MACSIS treatment svcs	180.00
75413	22741	Center for Behavioral Health, Inc.	Boardman	Rsrv & pay Aug. MACSIS treatment svcs	105.44
75413	22742	Central Ohio Mental Health Center	Delaware	Rsrv & pay July & Aug. MACSIS treatment svcs	1,554.83
75413	22743	CHOICES	Dayton	Rsrv & pay Aug. MACSIS treatment svcs	559.26
75413	22744	CompDrug	Columbus	Rsrv & pay Aug. & Sept. MACSIS treatment svcs	1,282.64
75413	22745	Consolidated Care, Inc.	Marysville	Rsrv & pay Aug. MACSIS treatment svcs	2,151.99
75413	22746	The Counseling Source	Cincinnati	Rsrv & pay July-Sept. MACSIS treatment svcs	7,898.45
75413	22747	Daybreak, Inc.	Dayton	Rsrv & pay Aug. MACSIS treatment svcs	2,270.33
75413	22748	Dublin Counseling Center	Dublin	Rsrv & pay Aug. MACSIS treatment svcs	360.00
75413	22749	Eastway Corporation	Dayton	Rsrv & pay Aug. MACSIS treatment svcs	238.34
75413	22750	FRS Counseling	Hillsboro	Rsrv & pay Aug. & Sept. MACSIS treatment svcs	643.27
75413	22751	Family Service Association	Dayton	Rsrv & pay July MACSIS treatment svcs	112.50
75413	22752	Health Recovery Services-Athens	Athens	Rsrv & pay Aug. MACSIS treatment svcs	2,772.33
75413	22753	Mahajan Therapeutics LLC	Dayton	Rsrv & pay Aug. MACSIS treatment svcs	3,565.98
75413	22754	Marion Area Counseling Center	Marion	Rsrv & pay Aug. & Sept. MACSIS treatment svcs	90.00
75413	22755	Marsh Foundation	Van Wert	Rsrv & pay Aug. MACSIS treatment svcs	727.86
75413	22756	National Youth Advocate Program	Columbus	Rsrv & pay Aug. & Sept. MACSIS treatment svcs	818.73
75413	22757	Nationwide Childrens Behavioral Health	Columbus	Rsrv & pay May, July & Aug. MACSIS treatment svcs	3,058.22
75413	22758	Netcare Corporation	Columbus	Rsrv & pay Aug. MACSIS treatment svcs	262.40
75413	22759	Project Cure	Dayton	Rsrv & pay July-Sept. MACSIS treatment svcs	1,872.06
75413	22760	SAFY of Ohio, Inc.	Delphos	Rsrv & pay July & Aug. MACSIS treatment svcs	492.89
75413	22761	Samaritan Behavioral Health	Dayton	Rsrv & pay June, Aug. & Sept. MACSIS treatment svcs	660.74
75413	22762	Scioto Paint Valley MH Center	Chillicothe	Rsrv & pay May, June, & Aug. MACSIS treatment svcs	196.84
75413	22763	Six County, Inc.	Zanesville	Rsrv & pay Aug. MACSIS treatment svcs	90.00
75413	22764	South Community	Dayton	Rsrv & pay Aug. MACSIS treatment svcs	211.36
75413	22765	Southeast, Inc.	Columbus	Rsrv & pay Aug. MACSIS treatment svcs	197.40
75413	22766	St. Vincent Family Centers	Columbus	Rsrv & pay Dec-Feb, Apr, Jun, Aug.-Sept. MACSIS treatment svcs	252.09
75413	22767	Step By Step Academy, Inc.	Columbus	Rsrv & pay Aug. & Sept. MACSIS treatment svcs	1,736.88

<i>Line</i>	<i>PO Number</i>	<i>Payee</i>	<i>City</i>	<i>Description</i>	<i>Amount</i>
75413	22768	University of Toledo University Medical Center	Toledo	Rsrv & pay Aug. MACSIS treatment svcs	1,215.81
75413	22769	Viaquest Behavioral Health Ohio	Dublin	Rsrv & pay Sept. MACSIS treatment svcs	260.64
75413	22770	The Village Network	Smithville	Rsrv & pay Aug. & Sept. MACSIS treatment svcs	7,806.12
75413	22771	Wright State University	Dayton	Rsrv & pay Aug. & Sept. MACSIS treatment svcs	270.00
75413	22772	Zepf Community Center	Toledo	Rsrv & pay Aug. MACSIS treatment svcs	312.66
75413	22773	Catholic Charities of Southwestern Ohio		Rsrv & pay Sept. MACSIS treatment svcs	4,718.50
75413	22774	Elderly United	Springfield	Rsrv & pay July MACSIS treatment svcs	9,290.22
75413	22775	Greene County ESC Learning Center	Xenia	Rsrv & pay July & Aug. MACSIS treatment svcs	20,833.64
75413	22776	McKinley Hall, Inc.	Springfield	Rsrv & pay Sept. MACSIS treatment svcs	101,136.04
75413	22777	Madison County Department of Family & Children		Rsrv & pay Aug. MACSIS treatment svcs	2,427.12
75413	22778	Mental Health Services for Clark & Madison Counties		Rsrv & pay Aug. MACSIS treatment svcs	682,056.34
75413	22779	Oesterlen Services for Youth	Springfield	Rsrv & pay Aug. MACSIS treatment svcs	33,581.57
75413	22780	Project Woman	Springfield	Rsrv & pay Aug. & Sept. MACSIS treatment svcs	3,278.78
75413	22781	Rocking Horse Center		Rsrv & pay Aug. & Sept. MACSIS treatment svcs	29,471.10
75413	22782	Springfield Metropolitan Housing Authority	Springfield	Rsrv & pay July & Aug. MACSIS treatment svcs	11,008.86
75413	22783	TCN Behavioral Health Services, Inc.	Xenia	Rsrv & pay Aug. & Sept. MACSIS treatment svcs	316,318.01
75413	22784	WellSpring		Rsrv & pay Aug. & Sept. MACSIS treatment svcs	19,894.60
75413	22785	Women's Recovery Center	Xenia	Rsrv & pay Aug. MACSIS treatment svcs	11,247.77
75957	22728	Doug Richey Construction & Maintenance		Windows @ 1101 E. High St.	8,822.50
75957	22729	Doug Richey Construction & Maintenance		Windows @ 255 East St.	5,584.80
75957	22730	H.W. Mann & Sons Hauling Services		Sept. trash pickup, Clark Co.	687.00
75957	22731	Brain Lumber Company		Building & maintenance supplies	329.42
75957	22786	Hassler Communication Systems Technology, Inc.		Oct. software support	40.00
75957	22787	Columbia Gas of Ohio, Inc.		Sept. gas bills	480.59
75957	22788	Cintas Corporation Loc. 02		Uniforms for maintenance staff	46.67
75957	22789	Springfield News-Sun		Renew subscription, 6 month	60.84
75957	22790	PNC Bank		Credit card utility payments	8,665.37

**Grand Total**

<b>\$1,329,797.51</b>
-----------------------

***W. Kent Youngman, President/CEO***

# Out of County Agency FY '11- '12 Summary - Board Meeting October 17, 2011

	CITY	COUNTY	SPECIALTY	CLIENTS	NET BILLED	FY 2011/2012 YTD
<b>ACCESS OHIO</b>	Columbus	Franklin	MH/AOD facility- primarily medication administration, some therapy			
<i>CLAR</i>		<i>ADULT</i>		2	\$6,466.21	
<i>MADI</i>		<i>ADULT</i>		12	\$15,049.91	
		<i>Total clients for ACCESS OHIO</i>		14		<b>\$21,516.12</b>
<b>ADRIEL</b>	West Liberty	Logan	Residential program for children			
<i>CLAR</i>		<i>ADULT</i>		2	\$914.32	
		<i>CHILD</i>		10	\$25,104.91	
		<i>TEEN</i>		6	\$14,968.82	
<i>GREE</i>		<i>CHILD</i>		4	\$5,479.73	
		<i>TEEN</i>		1	\$1,976.41	
		<i>Total clients for ADRIEL</i>		23		<b>\$48,444.19</b>
<b>AMETHYST</b>	Columbus	Franklin	Long term women's AOD treatment center			
<i>CLAR</i>		<i>ADULT</i>		2	\$2,311.94	
<i>GREE</i>		<i>ADULT</i>		1	\$173.23	
<i>MADI</i>		<i>ADULT</i>		5	\$4,909.09	
		<i>Total clients for AMETHYST</i>		8		<b>\$7,394.26</b>
<b>APPLESEED</b>	Cleveland	Cuyahoga	MH treatment services for foster care			
<i>GREE</i>		<i>TEEN</i>		1	\$219.99	
		<i>Total clients for APPLESEED</i>		1		<b>\$219.99</b>
<b>APPLEWOOD</b>	Cleveland	Cuyahoga	Foster care MH treatment facility			
<i>GREE</i>		<i>CHILD</i>		1	\$15,060.80	
		<i>TEEN</i>		1	\$31,089.10	
		<i>Total clients for APPLEWOOD</i>		2		<b>\$46,149.90</b>
<b>ATS BEHAVIORAL</b>	Dayton	Montgomery	AOD outpatient			
<i>CLAR</i>		<i>ADULT</i>		29	\$18,864.19	
		<i>CHILD</i>		5	\$3,058.89	
		<i>TEEN</i>		1	\$573.59	
<i>GREE</i>		<i>ADULT</i>		74	\$42,580.12	
		<i>CHILD</i>		8	\$4,477.03	
		<i>TEEN</i>		12	\$3,459.41	
		<i>Total clients for ATS BEHAVIORAL</i>		129		<b>\$73,013.23</b>
<b>BAIR FOUNDATION</b>	Ashtabula	Ashtabula	Foster care support services			
<i>CLAR</i>		<i>CHILD</i>		1	\$5,759.10	
		<i>TEEN</i>		1	\$5,289.84	
		<i>Total clients for BAIR FOUNDATION</i>		2		<b>\$11,048.94</b>
<b>BEHAV CONNECTIO</b>	Bowling Green	Wood	Specialized AOD Intervention Programs			
<i>CLAR</i>		<i>ADULT</i>		1	\$5,800.23	
<i>MADI</i>		<i>ADULT</i>		1	\$9,922.73	
		<i>Total clients for BEHAV CONNECTI</i>		2		<b>\$15,722.96</b>
<b>BELLEFAIRE-FAIR</b>	Shaker Heights	Cuyahoga	Autism care, specialized therapeutic foster care			
<i>CLAR</i>		<i>ADULT</i>		1	\$4,268.33	
		<i>TEEN</i>		2	\$19,140.14	
<i>GREE</i>		<i>TEEN</i>		1	\$16,188.21	
		<i>Total clients for BELLEFAIRE-FAIR</i>		4		<b>\$39,596.68</b>
<b>BUCKEYE RANCH</b>	Grove City	Franklin	Family focused MH services for children with severe behavioral or psychological needs			
<i>CLAR</i>		<i>ADULT</i>		1	\$4,769.90	
		<i>CHILD</i>		1	\$6,328.15	
		<i>TEEN</i>		2	\$2,964.37	
<i>MADI</i>						

	CITY	COUNTY	SPECIALTY	CLIENTS	NET BILLED	FY 2011/2012 YTD
			<i>CHILD</i>	20	\$29,928.58	
			<i>TEEN</i>	19	\$147,143.12	
			<i>Total clients for BUCKEYE RANCH</i>	43		<b>\$191,134.12</b>
<b>CAMBRIDGE CNSLG</b>	Cambridge	Guernsey	Rehab treatment for foster care youth			
			<i>MADI</i>			
			<i>TEEN</i>	1	\$11,731.91	
			<i>Total clients for CAMBRIDGE CNSL</i>	1		<b>\$11,731.91</b>
<b>CATH SOCIAL SRV</b>	Sidney	Shelby	Mental health treatment			
			<i>GREE</i>			
			<i>ADULT</i>	1	\$1,655.00	
			<i>CHILD</i>	2	\$1,297.50	
			<i>TEEN</i>	1	\$180.00	
			<i>Total clients for CATH SOCIAL SRV</i>	4		<b>\$3,132.50</b>
<b>CENTRAL OH MH</b>	Delaware	Delaware	Community MH Center; medication administration			
			<i>CLAR</i>			
			<i>CHILD</i>	1	\$1,654.37	
			<i>TEEN</i>	2	\$820.97	
			<i>GREE</i>			
			<i>TEEN</i>	1	\$1,552.82	
			<i>Total clients for CENTRAL OH MH</i>	4		<b>\$4,028.16</b>
<b>CENTURY HEALTH</b>	Findlay	Hancock	Crisis Intervention services			
			<i>GREE</i>			
			<i>SENIOR</i>	1	\$910.67	
			<i>Total clients for CENTURY HEALTH</i>	1		<b>\$910.67</b>
<b>CHILD DIAG CNTR</b>	Hamilton	Butler	DBA Central Clinic; All inclusive MH/AOD center			
			<i>GREE</i>			
			<i>CHILD</i>	1	\$597.95	
			<i>Total clients for CHILD DIAG CNTR</i>	1		<b>\$597.95</b>
<b>CHILD FOCUS INC</b>	Cincinnati	Hamilton	Treatment provider for foster care youth			
			<i>GREE</i>			
			<i>TEEN</i>	1	\$1,340.31	
			<i>Total clients for CHILD FOCUS INC</i>	1		<b>\$1,340.31</b>
<b>CHILDREN HSP GD</b>	Columbus	Franklin	DBA Nationwide Childrens Hospital - Children's mental health treatment; sexual assault tx progra			
			<i>CLAR</i>			
			<i>CHILD</i>	10	\$3,605.33	
			<i>TEEN</i>	4	\$1,977.98	
			<i>GREE</i>			
			<i>CHILD</i>	1	\$1,896.75	
			<i>MADI</i>			
			<i>CHILD</i>	54	\$30,102.55	
			<i>TEEN</i>	21	\$13,250.68	
			<i>Total clients for CHILDREN HSP GD</i>	90		<b>\$50,833.29</b>
<b>CHOICES</b>	Dayton	Montgomery	Foster care treatment facility			
			<i>CLAR</i>			
			<i>TEEN</i>	1	\$759.91	
			<i>GREE</i>			
			<i>CHILD</i>	1	\$1,827.14	
			<i>TEEN</i>	1	\$998.21	
			<i>Total clients for CHOICES</i>	3		<b>\$3,585.26</b>
<b>CHRISTIAN CHILD</b>	Wooster	Wayne	Foster care treatment services			
			<i>CLAR</i>			
			<i>TEEN</i>	1	\$13,154.50	
			<i>Total clients for CHRISTIAN CHILD</i>	1		<b>\$13,154.50</b>
<b>CNTR BH HEALTH</b>	Boardman	Mahoning	Mental Health treatment			
			<i>CLAR</i>			
			<i>ADULT</i>	1	\$210.86	
			<i>GREE</i>			
			<i>ADULT</i>	1	\$1,581.57	
			<i>Total clients for CNTR BH HEALTH</i>	2		<b>\$1,792.43</b>
<b>COLEMAN PRO SER</b>	Lima	Allen	Dually certified treatment center			
			<i>CLAR</i>			
			<i>ADULT</i>	2	\$478.49	
			<i>Total clients for COLEMAN PRO SER</i>	2		<b>\$478.49</b>
<b>COM BEHAVRL HLT</b>	Hamilton	Butler	DBA - Horizon Services; client is in MRDD facility			
			<i>CLAR</i>			
			<i>ADULT</i>	1	\$376.30	
			<i>GREE</i>			

	CITY	COUNTY	SPECIALTY	CLIENTS	NET BILLED	FY 2011/2012 YTD
			<i>ADULT</i>	2	\$2,162.14	
			<i>CHILD</i>	1	\$551.73	
			<i>TEEN</i>	1	\$340.87	
			<i>Total clients for COM BEHAVRL HLT</i>	5		<b>\$3,431.04</b>
<b>COMMUNITY MH DO</b>	Dover	Tuscarawas	Dually certified provider			
			<i>CLAR</i>			
			<i>ADULT</i>	1	\$388.14	
			<i>Total clients for COMMUNITY MH D</i>	1		<b>\$388.14</b>
<b>COMMUNITY MH-WC</b>	Lebanon	Warren	Dual treatment facility			
			<i>CLAR</i>			
			<i>ADULT</i>	1	\$1,387.90	
			<i>GREE</i>			
			<i>ADULT</i>	1	\$243.00	
			<i>Total clients for COMMUNITY MH-W</i>	2		<b>\$1,630.90</b>
<b>COMPDRUG</b>	Columbus	Franklin	Outpatient referrals from courts for AOD services and treatments. Methadone treatment.			
			<i>CLAR</i>			
			<i>ADULT</i>	1	\$313.36	
			<i>MADI</i>			
			<i>ADULT</i>	13	\$82,863.87	
			<i>Total clients for COMPDRUG</i>	14		<b>\$83,177.23</b>
<b>CONSOLDTED CARE</b>	Marysville	Logan	MH and substance abuse focus, halfway house, outpatient services.			
			<i>CLAR</i>			
			<i>ADULT</i>	5	\$1,163.59	
			<i>CHILD</i>	3	\$573.99	
			<i>TEEN</i>	2	\$1,046.16	
			<i>GREE</i>			
			<i>ADULT</i>	2	\$632.84	
			<i>MADI</i>			
			<i>ADULT</i>	16	\$19,434.15	
			<i>TEEN</i>	3	\$946.33	
			<i>Total clients for CONSOLDTED CAR</i>	31		<b>\$23,797.06</b>
<b>COUNSEL SOURCE</b>	Cincinnati	Hamilton	Contract with schools and nursing home to provide services.			
			<i>CLAR</i>			
			<i>ADULT</i>	19	\$45,469.12	
			<i>SENIOR</i>	17	\$53,993.65	
			<i>GREE</i>			
			<i>ADULT</i>	32	\$61,745.85	
			<i>SENIOR</i>	42	\$63,223.38	
			<i>MADI</i>			
			<i>ADULT</i>	10	\$17,304.82	
			<i>SENIOR</i>	13	\$22,008.25	
			<i>Total clients for COUNSEL SOURCE</i>	133		<b>\$263,745.07</b>
<b>COUNSELING-SCIO</b>	Portsmouth	Scioto	Aod referrals for 12 step program by courts, parole/probation dept, and attorneys.			
			<i>CLAR</i>			
			<i>ADULT</i>	6	\$38,536.25	
			<i>GREE</i>			
			<i>ADULT</i>	2	\$47,553.39	
			<i>Total clients for COUNSELING-SCIO</i>	8		<b>\$86,089.64</b>
<b>COUNSEL-MARI</b>	Marion	Marion	MH and AOD services			
			<i>MADI</i>			
			<i>CHILD</i>	2	\$2,194.24	
			<i>Total clients for COUNSEL-MARI</i>	2		<b>\$2,194.24</b>
<b>DARKE CNTY M H</b>	Greeneville	Darke	MH services for foster youth			
			<i>CLAR</i>			
			<i>ADULT</i>	1	\$1,122.33	
			<i>CHILD</i>	1	\$468.48	
			<i>TEEN</i>	1	\$1,872.89	
			<i>Total clients for DARKE CNTY M H</i>	3		<b>\$3,463.70</b>
<b>DAYBREAK</b>	Dayton	Montgomery	AOD treatment for teens and families			
			<i>GREE</i>			
			<i>ADULT</i>	2	\$2,804.80	
			<i>TEEN</i>	3	\$6,251.62	
			<i>Total clients for DAYBREAK</i>	5		<b>\$9,056.42</b>
<b>DAY-MONT WEST</b>	Dayton	Montgomery	Women's program, dual treatment; clozaril groups			
			<i>CLAR</i>			
			<i>ADULT</i>	1	\$347.17	
			<i>GREE</i>			
			<i>ADULT</i>	3	\$2,796.38	

	CITY	COUNTY	SPECIALTY	CLIENTS	NET BILLED	FY 2011/2012 YTD
			<i>Total clients for DAY-MONT WEST</i>	4		<b>\$3,143.55</b>
<b>DUBLIN COUNSEL</b>	Dublin	Franklin	MH and Aod services; individual therapy			
	<i>CLAR</i>	<i>ADULT</i>		1	\$309.99	
	<i>MADI</i>	<i>ADULT</i>		6	\$3,139.52	
		<i>CHILD</i>		4	\$2,647.96	
		<i>TEEN</i>		1	\$489.99	
			<i>Total clients for DUBLIN COUNSEL</i>	12		<b>\$6,587.46</b>
<b>EASTWAY CORP</b>	Dayton	Montgomery	Typically older adult MH treatment			
	<i>CLAR</i>	<i>ADULT</i>		1	\$2,006.94	
	<i>GREE</i>	<i>ADULT</i>		2	\$2,576.07	
		<i>CHILD</i>		2	\$2,370.87	
		<i>TEEN</i>		2	\$8,059.68	
	<i>MADI</i>	<i>ADULT</i>		1	\$148.34	
			<i>Total clients for EASTWAY CORP</i>	8		<b>\$15,161.90</b>
<b>FAM SER-DAYTON</b>	Dayton	Montgomery	General MH services			
	<i>CLAR</i>	<i>ADULT</i>		1	\$281.49	
	<i>GREE</i>	<i>ADULT</i>		2	\$1,837.12	
		<i>CHILD</i>		1	\$973.98	
			<i>Total clients for FAM SER-DAYTON</i>	4		<b>\$3,092.59</b>
<b>FIRELANDS-ERIE</b>	Norwalk	Huron	Crisis facility services			
	<i>MADI</i>	<i>ADULT</i>		1	\$493.92	
			<i>Total clients for FIRELANDS-ERIE</i>	1		<b>\$493.92</b>
<b>FOX RUN HOSP</b>	St. Clairsville	Belmont	Psychiatric hospital specialty outpatient clinic			
	<i>CLAR</i>	<i>TEEN</i>		1	\$7,450.11	
			<i>Total clients for FOX RUN HOSP</i>	1		<b>\$7,450.11</b>
<b>FRS COUNSELING</b>	Hillsboro	Highland	Dual facility			
	<i>GREE</i>	<i>CHILD</i>		1	\$473.28	
		<i>TEEN</i>		1	\$22,902.46	
			<i>Total clients for FRS COUNSELING</i>	2		<b>\$23,375.74</b>
<b>GIVING TREE</b>	Oak Harbor	Ottawa	Foster care case management services for MH child			
	<i>CLAR</i>	<i>TEEN</i>		1	\$1,058.50	
			<i>Total clients for GIVING TREE</i>	1		<b>\$1,058.50</b>
<b>HLTH REC-ATHEN</b>	Athens	Athens	Residential AOD TX facility for teens; Dual program for women			
	<i>CLAR</i>	<i>TEEN</i>		1	\$20,291.17	
	<i>MADI</i>	<i>TEEN</i>		1	\$18,061.43	
			<i>Total clients for HLTH REC-ATHEN</i>	2		<b>\$38,352.60</b>
<b>INTEGRATED SERV</b>	Chillicothe	Ross	Follow up MH care for foster care youth			
	<i>CLAR</i>	<i>TEEN</i>		1	\$127.98	
			<i>Total clients for INTEGRATED SERV</i>	1		<b>\$127.98</b>
<b>LIGHTHOUSE-HAMI</b>	Bainbridge	Montgomery	Children's residential treatment			
	<i>CLAR</i>	<i>ADULT</i>		1	\$948.33	
		<i>TEEN</i>		2	\$18,055.73	
	<i>GREE</i>	<i>TEEN</i>		4	\$10,017.39	
			<i>Total clients for LIGHTHOUSE-HAM</i>	7		<b>\$29,021.45</b>
<b>LUTHERAN SS</b>	Lima	Allen	MH/AOD treatment provider			
	<i>CLAR</i>	<i>ADULT</i>		1	\$200.66	
			<i>Total clients for LUTHERAN SS</i>	1		<b>\$200.66</b>
<b>MAHAJAN</b>	Dayton	Montgomery	SED/GMH and adolescents Medicaid clients, MH services, nursing home clients			
	<i>CLAR</i>	<i>ADULT</i>		8	\$12,625.67	

	CITY	COUNTY	SPECIALTY	CLIENTS	NET BILLED	FY 2011/2012 YTD
			<i>CHILD</i>	3	\$11,669.73	
			<i>SENIOR</i>	14	\$10,784.48	
			<i>TEEN</i>	3	\$11,413.41	
<b>GREE</b>			<i>ADULT</i>	22	\$51,233.86	
			<i>CHILD</i>	10	\$24,590.16	
			<i>SENIOR</i>	22	\$23,365.29	
			<i>TEEN</i>	1	\$2,111.62	
			<i>Total clients for MAHAJAN</i>	83		<b>\$147,794.22</b>
<b>MARSH FOUNDATIO</b>	Van Wert	Van Wert	Foster care treatment, family therapy			
<b>GREE</b>			<i>ADULT</i>	1	\$0.00	
			<i>CHILD</i>	2	\$21,025.37	
			<i>TEEN</i>	4	\$19,149.24	
			<i>Total clients for MARSH FOUNDATI</i>	7		<b>\$40,174.61</b>
<b>MARYHAVEN</b>	Columbus	Franklin	AOD recovery tx with short and long term residential programs			
<b>MADI</b>			<i>TEEN</i>	1	\$1,189.00	
			<i>Total clients for MARYHAVEN</i>	1		<b>\$1,189.00</b>
<b>MED UNIV TOLEDO</b>	Toledo	Lucas	Foster care child treatment provider			
<b>CLAR</b>			<i>CHILD</i>	2	\$3,884.97	
			<i>Total clients for MED UNIV TOLEDO</i>	2		<b>\$3,884.97</b>
<b>MH - REC CLINT</b>	Wilmington	Clinton	Adolescents, Persons with co-occurring mental and substance abuse disorders, Women, Men			
<b>CLAR</b>			<i>ADULT</i>	1	\$154.35	
			<i>CHILD</i>	1	\$1,106.50	
<b>GREE</b>			<i>ADULT</i>	8	\$5,993.45	
			<i>TEEN</i>	1	\$750.50	
			<i>Total clients for MH - REC CLINT</i>	11		<b>\$8,004.80</b>
<b>MIAMI CO MH CNT</b>	Troy	Miami	General MH services			
<b>CLAR</b>			<i>ADULT</i>	10	\$1,543.54	
			<i>CHILD</i>	1	\$231.53	
			<i>TEEN</i>	3	\$339.58	
<b>GREE</b>			<i>ADULT</i>	3	\$378.07	
			<i>CHILD</i>	1	\$92.61	
			<i>TEEN</i>	3	\$941.55	
			<i>Total clients for MIAMI CO MH CNT</i>	21		<b>\$3,526.88</b>
<b>MID-OHIO PSYC</b>	Lancaster	Fairfield	Foster care treatment facility			
<b>CLAR</b>			<i>ADULT</i>	2	\$3,362.91	
			<i>CHILD</i>	1	\$855.00	
			<i>TEEN</i>	3	\$9,597.80	
<b>MADI</b>			<i>ADULT</i>	1	\$709.98	
			<i>CHILD</i>	1	\$727.47	
			<i>TEEN</i>	4	\$5,650.63	
			<i>Total clients for MID-OHIO PSYC</i>	12		<b>\$20,903.79</b>
<b>NATIONAL YAP</b>	Columbus	Franklin	Intense youth advocate program			
<b>CLAR</b>			<i>TEEN</i>	3	\$6,281.18	
<b>GREE</b>			<i>CHILD</i>	6	\$8,654.70	
			<i>TEEN</i>	6	\$12,559.00	
<b>MADI</b>			<i>CHILD</i>	1	\$382.30	
			<i>Total clients for NATIONAL YAP</i>	16		<b>\$27,877.18</b>
<b>NECCO</b>	South Point	Lawrence	Youth services; partial program			
<b>GREE</b>			<i>TEEN</i>	2	\$12,068.39	
			<i>Total clients for NECCO</i>	2		<b>\$12,068.39</b>
<b>NETCARE</b>	Columbus	Franklin	Front door crisis agency			
<b>MADI</b>			<i>ADULT</i>	15	\$4,929.98	
			<i>CHILD</i>	1	\$219.37	

	CITY	COUNTY	SPECIALTY	CLIENTS	NET BILLED	FY 2011/2012 YTD
			<i>TEEN</i>	1	\$262.40	
			<i>Total clients for NETCARE</i>	17		<b>\$5,411.75</b>
<b>NEW HORIZONS</b>	Lancaster	Fairfield	Intense family therapy			
			<i>CLAR</i>			
			<i>ADULT</i>	1	\$123.48	
			<i>MADI</i>			
			<i>ADULT</i>	2	\$543.97	
			<i>TEEN</i>	2	\$796.35	
			<i>Total clients for NEW HORIZONS</i>	5		<b>\$1,463.80</b>
<b>NORTH CENTRA MH</b>	Columbus	Franklin	Dually certified provider			
			<i>MADI</i>			
			<i>ADULT</i>	3	\$1,798.27	
			<i>Total clients for NORTH CENTRA M</i>	3		<b>\$1,798.27</b>
<b>NORTH CMTY COUN</b>	Columbus	Franklin	Dual treatment facility			
			<i>MADI</i>			
			<i>ADULT</i>	3	\$3,527.26	
			<i>Total clients for NORTH CMTY COU</i>	3		<b>\$3,527.26</b>
<b>NRTHWEST COUNSL</b>	Columbus	Franklin	Outpatient AOD services			
			<i>MADI</i>			
			<i>ADULT</i>	4	\$999.86	
			<i>CHILD</i>	6	\$2,751.60	
			<i>TEEN</i>	1	\$380.08	
			<i>Total clients for NRTHWEST COUNS</i>	11		<b>\$4,131.54</b>
<b>PICKAWAY RECOV</b>	Circleville	Pickaway	Substance abuse services, usually referrals			
			<i>GREE</i>			
			<i>TEEN</i>	1	\$23.12	
			<i>MADI</i>			
			<i>ADULT</i>	1	\$23.12	
			<i>Total clients for PICKAWAY RECOV</i>	2		<b>\$46.24</b>
<b>PROJECT CURE</b>	Dayton	Montgomery	Methadone treatment			
			<i>CLAR</i>			
			<i>ADULT</i>	2	\$7,178.02	
			<i>GREE</i>			
			<i>ADULT</i>	6	\$35,718.16	
			<i>Total clients for PROJECT CURE</i>	8		<b>\$42,896.18</b>
<b>RECOVERY-PIKE</b>	Waverly	Pike	AOD treatment facility			
			<i>GREE</i>			
			<i>ADULT</i>	1	\$6,483.79	
			<i>MADI</i>			
			<i>ADULT</i>	1	\$23.45	
			<i>Total clients for RECOVERY-PIKE</i>	2		<b>\$6,507.24</b>
<b>RESCUE</b>	Toledo	Lucas	Emergency Mental Healthcare			
			<i>CLAR</i>			
			<i>ADULT</i>	1	\$215.30	
			<i>Total clients for RESCUE</i>	1		<b>\$215.30</b>
<b>SAFY OF OHIO</b>	Cincinnati	Allen	Foster care service provider of MH for children and families			
			<i>CLAR</i>			
			<i>CHILD</i>	2	\$213.30	
			<i>TEEN</i>	3	\$7,566.83	
			<i>GREE</i>			
			<i>TEEN</i>	1	\$190.03	
			<i>Total clients for SAFY OF OHIO</i>	6		<b>\$7,970.16</b>
<b>SAMARITAN BH</b>	Dayton	Montgomery	Mental health treatment			
			<i>CLAR</i>			
			<i>ADULT</i>	18	\$9,310.42	
			<i>CHILD</i>	22	\$28,151.42	
			<i>TEEN</i>	3	\$2,439.68	
			<i>GREE</i>			
			<i>ADULT</i>	42	\$16,221.08	
			<i>CHILD</i>	55	\$47,295.78	
			<i>SENIOR</i>	2	\$392.70	
			<i>TEEN</i>	18	\$15,343.54	
			<i>Total clients for SAMARITAN BH</i>	160		<b>\$119,154.62</b>
<b>SCIOTO PAINT VL</b>	Chillicothe	Ross	Crisis treatment; Madison area clients			
			<i>CLAR</i>			
			<i>ADULT</i>	1	\$105.68	
			<i>TEEN</i>	1	\$1,385.82	
			<i>GREE</i>			

	CITY	COUNTY	SPECIALTY	CLIENTS	NET BILLED	FY 2011/2012 YTD
			<i>ADULT</i>	4	\$1,631.00	
			<i>CHILD</i>	2	\$963.88	
			<i>SENIOR</i>	1	\$147.60	
			<i>TEEN</i>	4	\$4,809.28	
<b>MADI</b>			<i>ADULT</i>	11	\$3,529.37	
			<i>CHILD</i>	2	\$1,680.44	
			<i>SENIOR</i>	3	\$3,649.25	
			<i>Total clients for SCIOTO PAINT VL</i>	29		<b>\$17,902.32</b>
<b>SHELBY CNTY CNS</b>	Sidney	Shelby	Mobile crisis; general mh services			
<b>GREE</b>			<i>TEEN</i>	2	\$525.49	
			<i>Total clients for SHELBY CNTY CNS</i>	2		<b>\$525.49</b>
<b>SIGNATURE HLTH</b>	Ashtabula	Ashtabula	Services to nursing home client in area			
<b>GREE</b>			<i>ADULT</i>	1	\$147.85	
			<i>Total clients for SIGNATURE HLTH</i>	1		<b>\$147.85</b>
<b>SIX COUNTY INC</b>	Zanesville	Muskingum	Foster care treatment for both AOD/MH			
<b>CLAR</b>			<i>CHILD</i>	1	\$2,244.08	
			<i>Total clients for SIX COUNTY INC</i>	1		<b>\$2,244.08</b>
<b>SOUTH COMMUNITY</b>	Dayton	Montgomery	Speacialized programs for youth; partial programs			
<b>CLAR</b>			<i>ADULT</i>	3	\$1,405.75	
			<i>CHILD</i>	2	\$3,824.24	
			<i>TEEN</i>	2	\$3,543.24	
<b>GREE</b>			<i>ADULT</i>	9	\$4,023.91	
			<i>CHILD</i>	8	\$10,812.87	
			<i>TEEN</i>	13	\$13,381.14	
			<i>Total clients for SOUTH COMMUNIT</i>	37		<b>\$36,991.15</b>
<b>SOUTH OH BH HTH</b>	Ironton	Lawrence	MH treatment, geriatric specialty program			
<b>GREE</b>			<i>SENIOR</i>	1	\$2,848.83	
			<i>Total clients for SOUTH OH BH HTH</i>	1		<b>\$2,848.83</b>
<b>SOUTHEAST INC</b>	Columbus	Franklin	Specializes in adult AOD/MH treatment			
<b>CLAR</b>			<i>ADULT</i>	1	\$21.33	
<b>MADI</b>			<i>ADULT</i>	2	\$1,986.42	
			<i>Total clients for SOUTHEAST INC</i>	3		<b>\$2,007.75</b>
<b>ST JOSEPH ORPH</b>	Cincinnati	Hamilton	Children's residential treatment			
<b>CLAR</b>			<i>TEEN</i>	1	\$438.95	
<b>GREE</b>			<i>ADULT</i>	2	\$1,209.42	
			<i>CHILD</i>	12	\$14,937.09	
			<i>TEEN</i>	12	\$13,977.57	
			<i>Total clients for ST-JOSEPH ORPH</i>	27		<b>\$30,563.03</b>
<b>ST VINC FAMILY</b>	Columbus	Franklin	Children partial programs; in home services			
<b>CLAR</b>			<i>CHILD</i>	2	\$26,672.46	
<b>MADI</b>			<i>CHILD</i>	5	\$36,019.20	
			<i>Total clients for ST VINC FAMILY</i>	7		<b>\$62,691.66</b>
<b>STEP BY STEP</b>	Columbus	Franklin	Specializes in autistic care			
<b>GREE</b>			<i>CHILD</i>	1	\$444.27	
<b>MADI</b>			<i>ADULT</i>	1	\$14,655.36	
			<i>TEEN</i>	1	\$77,633.50	
			<i>Total clients for STEP BY STEP</i>	3		<b>\$92,733.13</b>
<b>TALBERT HOUSE</b>	Cincinnati	Hamilton	Foster care treatment, family therapy			
<b>GREE</b>			<i>ADULT</i>	2	\$591.69	
			<i>CHILD</i>	1	\$85.32	
			<i>TEEN</i>	1	\$4,414.86	
			<i>Total clients for TALBERT HOUSE</i>	4		<b>\$5,091.87</b>

	CITY	COUNTY	SPECIALTY	CLIENTS	NET BILLED	FY 2011/2012 YTD
<b>THE CENTER-RICH</b>	Mansfield	Richland	DBA Center for Ind & Fam Services; Dual MH/AOD facility			
	<i>MADI</i>					
		<i>ADULT</i>		1	\$369.98	
			<i>Total clients for THE CENTER-RICH</i>	1		<b>\$369.98</b>
<b>THOMPSONS</b>	New Concord	Muskingum	MH services for foster care children			
	<i>CLAR</i>					
		<i>TEEN</i>		1	\$240.00	
			<i>Total clients for THOMPSONS</i>	1		<b>\$240.00</b>
<b>TRI-CNTY MENTAL</b>	Athens	Athens	MH service provider			
	<i>CLAR</i>					
		<i>ADULT</i>		1	\$169.79	
	<i>GREE</i>					
		<i>CHILD</i>		1	\$596.40	
		<i>TEEN</i>		2	\$12,126.83	
	<i>MADI</i>					
		<i>ADULT</i>		1	\$464.75	
			<i>Total clients for TRI-CNTY MENTAL</i>	5		<b>\$13,357.77</b>
<b>UNITED METH CHI</b>	Worthington	Franklin	Foster care treatment facility			
	<i>MADI</i>					
		<i>TEEN</i>		1	\$1,648.05	
			<i>Total clients for UNITED METH CHI</i>	1		<b>\$1,648.05</b>
<b>VIAQUEST BH</b>	Dublin	Franklin	Intense MH treatment services			
	<i>GREE</i>					
		<i>ADULT</i>		1	\$7,711.76	
			<i>Total clients for VIAQUEST BH</i>	1		<b>\$7,711.76</b>
<b>VILLAGE NETWORK</b>	Smithville	Wayne	Treatment and care of troubled youth			
	<i>CLAR</i>					
		<i>ADULT</i>		1	\$20,541.79	
		<i>TEEN</i>		6	\$67,163.78	
	<i>MADI</i>					
		<i>TEEN</i>		1	\$22,422.28	
			<i>Total clients for VILLAGE NETWORK</i>	8		<b>\$110,127.85</b>
<b>WESTWOOD BHVRL</b>	Van Wert	Van Wert	MH facility treating foster care child			
	<i>GREE</i>					
		<i>TEEN</i>		1	\$834.99	
			<i>Total clients for WESTWOOD BHVRL</i>	1		<b>\$834.99</b>
<b>WOMANLINE</b>	Dayton	Montgomery	MH program based on the special needs of women			
	<i>GREE</i>					
		<i>ADULT</i>		3	\$1,529.96	
			<i>Total clients for WOMANLINE</i>	3		<b>\$1,529.96</b>
<b>WOODLAND-GALL</b>	Gallipolis	Gallia	Crisis center			
	<i>CLAR</i>					
		<i>ADULT</i>		1	\$259.98	
			<i>Total clients for WOODLAND-GALL</i>	1		<b>\$259.98</b>
<b>WRIGHT STATE</b>	Dayton	Montgomery	Broad range of Psychiatric and medical specialists.			
	<i>CLAR</i>					
		<i>ADULT</i>		16	\$22,246.75	
		<i>CHILD</i>		9	\$7,163.63	
		<i>SENIOR</i>		1	\$443.12	
		<i>TEEN</i>		2	\$593.19	
	<i>GREE</i>					
		<i>ADULT</i>		5	\$3,577.50	
		<i>CHILD</i>		7	\$5,553.23	
		<i>SENIOR</i>		1	\$2,227.50	
		<i>TEEN</i>		2	\$389.98	
	<i>MADI</i>					
		<i>ADULT</i>		34	\$39,735.79	
		<i>CHILD</i>		2	\$637.80	
		<i>SENIOR</i>		8	\$6,799.45	
		<i>TEEN</i>		1	\$236.64	
			<i>Total clients for WRIGHT STATE</i>	88		<b>\$89,604.58</b>
<b>YOUNGSTOWN COMM</b>	Youngstown	Mahoning	DBA - Neil Kennedy - AOD Recovery Services			
	<i>GREE</i>					
		<i>ADULT</i>		1	\$156.24	
	<i>MADI</i>					
		<i>ADULT</i>		3	\$6,284.66	
		<i>TEEN</i>		1	\$96.24	
			<i>Total clients for YOUNGSTOWN CO</i>	5		<b>\$6,537.14</b>

	CITY	COUNTY	SPECIALTY	CLIENTS	NET BILLED	FY 2011/2012 YTD
<b>ZEPF</b>	Toledo	Lucas	MH services for severe and persistent mental illness			
	<i>CLAR</i>					
		<i>ADULT</i>		1	\$359.45	
		<i>CHILD</i>		1	\$1,520.99	
		<i>TEEN</i>		2	\$4,408.76	
		<i>Total clients for ZEPF</i>		4		<b>\$6,289.20</b>

**Mental Health & Recovery Board of Clark, Greene and Madison**

## Statement of Cash Position and Fund Balances

As of 9/30/2011

	General	Special Revenue	Fiduciary (Agency)	Total
<b>Cash Receipts</b>				
Taxes	3,079,241.87	0.00	0.00	3,079,241.87
Intergovernmental	258,422.50	7,172,970.29	0.00	7,431,392.79
Rental	194,442.00	0.00	0.00	194,442.00
Miscellaneous	4,076.55	4,355.49	0.00	8,432.04
<b>Total Cash Receipts</b>	<u>3,536,182.92</u>	<u>7,177,325.78</u>	<u>0.00</u>	<u>10,713,508.70</u>
<b>Cash Disbursements</b>				
Salaries	(203,485.63)	(41,564.31)	0.00	(245,049.94)
Benefits	(55,339.12)	(9,924.00)	0.00	(65,263.12)
Treatment Services	(2,348,929.52)	(4,346,453.28)	0.00	(6,695,382.80)
Professional Services	(39,564.72)	0.00	(300.00)	(39,864.72)
Operating	(13,825.72)	(93.73)	0.00	(13,919.45)
Rent/Utilities	(67,451.51)	(132.00)	0.00	(67,583.51)
Repairs/Maintenance	(19,547.06)	0.00	0.00	(19,547.06)
Capital Outlays/Equipment	(78,556.27)	0.00	0.00	(78,556.27)
Advertising/Printing	(1,586.23)	0.00	(80.00)	(1,666.23)
Principle/Interest	(22,886.01)	0.00	0.00	(22,886.01)
Insurance	(18,289.00)	0.00	0.00	(18,289.00)
Lease	(2,439.27)	0.00	0.00	(2,439.27)
Travel/Conference	(2,105.33)	(3,233.81)	(184.82)	(5,523.96)
Other	(78,829.26)	0.00	0.00	(78,829.26)
<b>Total Cash Disbursements</b>	<u>(2,952,834.65)</u>	<u>(4,401,401.13)</u>	<u>(564.82)</u>	<u>(7,354,800.60)</u>
<b>Total receipts over/(under) disbursements</b>	583,348.27	2,775,924.65	(564.82)	3,358,708.10
<b>Other financing receipts/(disbursements)</b>				
Advance To/From	957,236.16	(957,236.16)	0.00	0.00
Transfer In/Out	(113,291.67)	113,291.67	0.00	0.00
Prior Year Refund	0.00	0.00	0.00	0.00
Proceeds from Sale of Notes	0.00	0.00	0.00	0.00
Bond Issuance Costs	0.00	0.00	0.00	0.00
<b>Total Other financing receipts/(disbursements)</b>	<u>843,944.49</u>	<u>(843,944.49)</u>	<u>0.00</u>	<u>0.00</u>
<b>Excess cash receipts over/(under) disbursements</b>	<u>1,427,292.76</u>	<u>1,931,980.16</u>	<u>(564.82)</u>	<u>3,358,708.10</u>
<b>Fund Balance at beginning of year</b>				
	8,490,414.10	771,039.13	19,539.51	9,280,992.74
<b>Fund balances at end of period</b>	<u>9,917,706.86</u>	<u>2,703,019.29</u>	<u>18,974.69</u>	<u>12,639,700.84</u>

**Mental Health & Recovery Board of Clark, Greene and Madison**

Statement of Receipts and Disbursements - Summary Activity

FY 2012

From 9/1/2011 Through 9/30/2011

<u>Month Actual</u>	<u>Month Budget</u>	<u>Month Variance</u>		<u>YTD Actual</u>	<u>YTD Budget</u>	<u>YTD Variance</u>
			Cash Receipts			
258,670.90	899,266.00	(640,595.10)	Taxes	4,451,264.37	4,172,799.00	278,465.37
1,728,816.75	1,253,816.00	475,000.75	Intergovernmental	4,500,242.75	4,716,251.00	(216,008.25)
109,469.00	67,004.00	42,465.00	Rental	194,442.00	201,012.00	(6,570.00)
680.00	765.00	(85.00)	Miscellaneous	3,326.55	11,469.00	(8,142.45)
<u>2,097,636.65</u>	<u>2,220,851.00</u>	<u>(123,214.35)</u>	Total Cash Receipts	<u>9,149,275.67</u>	<u>9,101,531.00</u>	<u>47,744.67</u>
			Cash Disbursements			
67,198.41	84,420.00	17,221.59	Salaries	233,731.63	286,943.00	53,211.37
20,108.36	22,063.00	1,954.64	Benefits	65,263.12	72,225.00	6,961.88
2,603,340.27	2,302,478.00	(300,862.27)	Treatment Services/Activities	3,161,473.06	3,156,891.00	(4,582.06)
4,708.47	7,219.00	2,510.53	Professional Services	38,659.72	44,457.00	5,797.28
4,602.79	6,325.00	1,722.21	Operating	8,567.44	18,975.00	10,407.56
32,423.21	28,451.00	(3,972.21)	Rent/Utilities	38,795.44	85,353.00	46,557.56
5,318.64	4,384.00	(934.64)	Repairs/Maintenance	14,048.32	13,152.00	(896.32)
31,060.00	16,280.00	(14,780.00)	Capital Outlay/Equipment	37,675.20	48,940.00	11,264.80
1,586.23	834.00	(752.23)	Advertising/Printing	1,666.23	2,502.00	835.77
7,628.67	7,630.00	1.33	Principle/Interest	22,886.01	22,890.00	3.99
3,589.00	0.00	(3,589.00)	Insurance	18,289.00	17,738.00	(551.00)
1,024.94	917.00	(107.94)	Lease	2,200.59	2,751.00	550.41
1,128.20	1,311.00	182.80	Travel/Conference	2,063.23	3,933.00	1,869.77
<u>2,661.33</u>	<u>25,390.00</u>	<u>22,728.67</u>	Other	<u>78,011.51</u>	<u>49,169.00</u>	<u>(28,842.51)</u>
<u>2,786,378.52</u>	<u>2,507,702.00</u>	<u>(278,676.52)</u>	Total Cash Disbursements	<u>3,723,330.50</u>	<u>3,825,919.00</u>	<u>102,588.50</u>
			Transfers			
<u>0.00</u>	<u>0.00</u>	<u>0.00</u>		<u>53,407.00</u>	<u>12,500.00</u>	<u>40,907.00</u>
<u>0.00</u>	<u>0.00</u>	<u>0.00</u>	Total Transfers	<u>53,407.00</u>	<u>12,500.00</u>	<u>40,907.00</u>
<u>(688,741.87)</u>	<u>(286,851.00)</u>	<u>(401,890.87)</u>	Cash Receipts Over/(Under) Disbursements	<u>5,479,352.17</u>	<u>5,288,112.00</u>	<u>191,240.17</u>

**Mental Health & Recovery Board of Clark, Greene and Madison**

Budget to Actual - Administration & Support Summary

FY 2012

From 7/1/2011 Through 9/30/2011

<u>Actual</u>	<u>Budget</u>	<u>Variance</u>		<u>YTD Actual</u>	<u>YTD Budget</u>	<u>YTD Variance</u>
			Cash Disbursements			
194,033.00	195,615.00	1,582.00	Salaries	194,033.00	195,615.00	1,582.00
54,200.00	59,806.00	5,606.00	Benefits	54,200.00	59,806.00	5,606.00
38,359.72	44,397.00	6,037.28	Professional Services	38,359.72	44,397.00	6,037.28
5,981.11	12,054.00	6,072.89	Operating	5,981.11	12,054.00	6,072.89
2,894.03	5,907.00	3,012.97	Rent/Utilities	2,894.03	5,907.00	3,012.97
1,562.83	2,589.00	1,026.17	Repairs/Maintenance	1,562.83	2,589.00	1,026.17
0.00	3,963.00	3,963.00	Capital Outlay/Equipment	0.00	3,963.00	3,963.00
1,586.23	2,502.00	915.77	Advertising/Printing	1,586.23	2,502.00	915.77
4,940.00	5,297.00	357.00	Insurance	4,940.00	5,297.00	357.00
2,200.59	2,751.00	550.41	Lease	2,200.59	2,751.00	550.41
1,816.19	2,577.00	760.81	Travel/Conference	1,816.19	2,577.00	760.81
490.26	621.00	130.74	Other	490.26	621.00	130.74
<u>308,063.96</u>	<u>338,079.00</u>	<u>30,015.04</u>	Total Cash Disbursements	<u>308,063.96</u>	<u>338,079.00</u>	<u>30,015.04</u>

Mental Health & Recovery Board of Clark, Greene and Madison Counties  
 Cash Position (Actual and Projected)  
 FY 2012

Period ending September 30, 2011

Month	Beginning Balance	Inflows	Outflows		Ending Balance
		Revenues	Expenses	Payroll	
June 2011	8,796,259	4,054,964	3,498,508	91,262	9,261,453
July 2011	9,261,453	3,407,007	2,230,287	124,416	10,313,756
August 2011	10,313,756	4,656,939	1,875,570	98,590	12,996,536
September 2011	12,996,536	2,649,563	2,938,065	87,307	12,620,726
October 2011	12,620,726	2,101,430	2,513,452	89,430	12,119,274
November 2011	12,119,274	1,369,730	3,446,359	89,430	9,953,215
December 2011	9,953,215	2,232,939	2,406,640	129,149	9,650,365
January 2012	9,650,365	1,327,230	3,314,564	89,430	7,573,601
February 2012	7,573,601	3,143,930	2,247,869	89,430	8,380,232
March 2012	8,380,232	2,796,389	3,548,952	89,430	7,538,239
April 2012	7,538,239	3,101,430	3,451,698	89,430	7,098,541
May 2012	7,098,541	1,369,730	2,245,678	89,430	6,133,163
June 2012	6,133,163	2,232,939	2,911,796	129,149	5,325,157
July 2012	5,325,157	95,534	1,214,663	89,430	4,116,598
August 2012	4,116,598	1,943,446	1,214,663	89,430	4,755,951
September 2012	4,755,951	2,818,885	1,174,944	129,149	6,270,743

**MENTAL HEALTH & RECOVERY BOARD OF  
CLARK, GREENE AND MADISON COUNTIES  
SUMMARY OF CURRENT INSURANCE COVERAGES AS OF  
SEPTEMBER 2011**

**INTRODUCTION**

MHR Board staff work with three different agents to provide complete insurance coverage for the organization, its Board of Directors and staff. The use of different agents is a result of the merger of the Clark and Greene County Boards; the commitment was made at that time to purchase services through local vendors. Below is a summary of the insurance company, the agent, the product and the coverage term.

<b>COMPANY</b>	<b>AGENT</b>	<b>PRODUCT</b>	<b>COVERAGE TERM</b>
Cincinnati Ins. Company	Montgomery Ins.	Property & Liability & Umbrella	07-01-11 / 06-30-14
Cincinnati Ins. Company	Consolidated Ins.	Property & Liability & Data Proc	01-01-09 / 12-31-11
Cincinnati Ins. Company	Consolidated Ins.	Umbrella	01-01-09 / 12-31-11
The Hartford	Montgomery Ins.	D&O; Employment Practice Liability	07-01-11 / 06-30-12
Westfield Companies	Elliott Ins.	Employee Dishonesty	12-10-10 / 12-10-13

At least annually or on an as needed basis, the Assistant to the CEO meets with the insurance agents to review the coverage and make any necessary changes. Upon the expiration of a term, the local insurance agent will “shop” for the best deal, then review with the Assistant to the CEO the results of this bidding process.

Below is a brief summary of the various insurance products:

**PROPERTY**

The following Clark County locations are covered for loss on a replacement cost basis. With the exception of the MHR Board Administrative Offices (location 1055 East High Street) insurance coverage on the contents of each facility is the responsibility of the leasee.

<b>LOCATION</b>	<b>REPLACEMENT COST</b>
➤ 1101 East High Street, Springfield	\$3,387,000
➤ 1054 East High Street, Springfield	\$441,000
➤ 1074 East High Street, Springfield	\$515,700
➤ 50 West High Street, Springfield	\$538,000

➤ 1055 East High Street, Springfield	\$1,289,000	
• 1055 East High Street, Springfield	\$86,000	Contents
• 1055 East High Street, Springfield	\$353,386	Data Processing
➤ 255 East Street, Springfield	\$644,000	
➤ 1067 High Street, Springfield	\$215,000	
➤ 224 East Street, Springfield	\$128,000	
➤ 236 East Street, Springfield	\$135,000	
➤ 1056 Mound Street, Springfield	\$159,000	
➤ 222 East Street, Springfield	\$424,000	
➤ 2608 East High Street, Springfield	\$293,000	

The following Greene County locations are covered for loss on a replacement cost basis.

➤ 452 West Market Street, Xenia	\$4,171,000
➤ 476 West market, Xenia	\$992,000
➤ 619 Xenia Avenue, Yellow Springs	\$260,000
➤ 113 North College, Yellow Springs	\$200,000
➤ 189 Dayton Avenue, Xenia	\$283,000
➤ 600 Dayton-Yellow Springs, Fairborn	\$1,665,000
➤ 513 Clover Street, Fairborn	\$230,000

## **GENERAL LIABILITY**

Below are coverage limits:

➤ Each Occurrence	\$500,000
➤ Personal/Advertising Injury	\$500,000
➤ General Aggregate	\$1,000,000
➤ Products/Completed Operations Aggregate	\$500,000
➤ Fire Damage Limit – any one fire	\$500,000
➤ Medical Expense Limit – any one person	\$10,000
➤ Employee Benefits – per occurrence	\$1,000,000
➤ Hired and Non-Owned Auto	\$1,000,000
➤ Excess Liability – each occurrence	\$1,000,000

## **UMBRELLA**

This coverage provides excess liability coverage over several of the primary liability policies. Umbrella policies 1) provide additional limits above each of the insured's primary policies; 2) take the place of the primary insurance when primary aggregate limits are reduced to exhausted; and 3) provide broader coverage for some claims that

would not be covered by the insured's primary policies. The limit is \$2,000,000 each occurrence with \$2,000,000 annual aggregate.

## **ELECTRONIC DATA PROCESSING EQUIPMENT**

The coverage insures against damage to data processing hardware, software and media. The policy also covers the extra expense or loss of income to continue data processing operations following a covered loss that resulted in damage to the system. Below are the limits:

➤ Equipment	\$287,613
➤ Data & Media	\$55,523
➤ Extra Expense	\$10,000

## **DIRECTORS & OFFICERS**

Coverage is provided in the amount of \$2,000,000 aggregate limit for the policy period (one year). Provides coverage for the Board (organization) and its directors (past, present and future). Coverage is provided for alleged libel, slander, copyright or trademark infringements. Duty-to-Defend coverage applies with \$100,000 sublimit for defense costs only.

## **EMPLOYMENT PRACTICES LIABILITY**

Coverage is provided via the Directors and Officers Policy in the amount of \$2,000,000. This product provides liability coverage for claims arising out of employment practices such as: wrongful refusal to employ a qualified applicant for employment; wrongful failure to promote; negligent evaluation or reassignment; wrongful discipline or demotion; harassment, coercion, discrimination or humiliation; wrongful termination; and libel, slander, or invasion of privacy.

## **OHIO EMPLOYER LIABILITY**

Pays those sums that the insured becomes legally obligated to pay as damages because of bodily injury sustained by any employee arising out of or in the course of his/her employment and not covered by Ohio Worker's Compensation because it is within the definition of an intentional tort as defined by the Ohio Supreme Court. Limit is \$500,000 per person; \$500,000 aggregate.

## **EMPLOYEE DISHONESTY**

This policy provides crime and fidelity coverage in regards to employee theft with a per loss limit of \$300,000. This includes theft of money, securities and other property; forgery or alteration of checks, drafts, promissory notes.

## Alcohol/Drug & Mental Health Committee Report

Tuesday, October 4, 2011

*The Alcohol/Drug and Mental Health Committees met on Tuesday, October 4, 2011 at 5:30 p.m. at Family Solutions Center, 287 Cincinnati Avenue Xenia, OH.*

**PRESENT:** *Julie Anthony, Mental Health (MH) Committee Chair (presiding); Ben Harrison Alcohol/Drug (AOD) Committee Chair; Delvin Harshaw; Kim Michael; Lauren Ross; and Jim Hutchins.*

*Staff: Kent Youngman, CEO; Roselin Runnels; and Greta Mayer.*

**GUESTS:** *Wendy Humphrey Doolittle; Teresa Molden; Lynn West; Randy Haskins; and Tom Otto.*

*Julie Anthony welcomed the Committee members and guests to the meeting. She thanked Lynn West and Family Solutions for hosting tonight's meeting. Julie invited the group to introduce themselves to one another. She directed everyone's attention to the second agenda item, the ODMH/ODADAS Community Plan Update.*

*Kent Youngman introduced changes in content and timelines to the FY2012-2013 Community Plan which is the second iteration of a joint document required by the Ohio Departments of Alcohol and Drug Addiction Services and Mental Health. He called on Roselin Runnels to review Attachment A.*

*Roselin said the plan was submitted to the state departments, but is not yet approved. Approval is expected by early November. The entire document is available to Board members. Upon approval, the finalized plan will be posted on state department websites.*

*Roselin introduced the structure and discussed the five components of the plan (see Attachment A for details). Section one provides a snapshot of the economic condition and conjecture of healthcare reform. Section two describes behavioral health needs of the community (e.g., housing, transportation, unemployment, special populations). Section three focuses on the Mental Health & Recovery Board (MHRB) strategic plan in conjunction with state derived capacity goals for prevention, treatment, and recovery services. Section four offers a description of the collaborative relationships the Board has with community stakeholder groups. Finally, section five presents evaluation information during implementation of the community plan.*

*Kent added that there is a group in Columbus who are working with the state departments to revise the Community Plan document and improve its utility.*

*Julie asked if Board members had any questions about the plan or process. She then called attention to the next item on the agenda, Family Solutions Center Program Update. Lynn West began by introducing and thanking Randy Haskins (Associate Director of Non-Clinical Services) and Tom Otto (Associate Director of Clinical Services) for their diligent work during the transition process and their continued leadership to improve family and youth services.*

*Tom Otto distributed and highlighted points from a summary of first year accomplishments. He shared additional positive feedback from staff members, most of whom were retained from Integrated Youth Services. The new building and increased access to child/youth psychiatry are particular assets for families and staff members of Family Solution Center. Staff member competency building in Cognitive Behavioral Therapy, sex offender treatment, and integrated AOD/MH treatment for youth were described. Additionally, they are making presentations to area schools about the day treatment Youth Recovery Program.*

*Board members asked several questions about service accessibility, clinician-to-client ratios, and the assessment process. Tom explained liaison positions at Children's Services and Juvenile Court and creation of convenient evening hours for families have increased accessibility to services. Mental health services are available in 2-4 weeks and alcohol/drug services are available within the week. Similarly, additional psychiatric hours will be added to reduce wait-times (i.e., currently 2-3 months).*

*From the business side, Randy described improvements such as real-time data monitoring and management for productivity, evaluation, and budgeting purposes. Likewise, Randy shared their enhanced referral process from local family doctors and improved self-pay and insurance billing processes.*

*Lynn attributed the successful transition from Integrated Youth Services to TCN/Family Solutions to the quality of the Family Solutions staff as well as contributions of former IYS Board members, Alice Maddox, Christine Fulmer, and Vickie Williamson. Community stakeholder involvement has been great and is an ongoing effort, Tom added.*

*Julie concluded the discussion and requested Family Solutions Center staff to lead a tour of Family Solutions Center.*

### **MISCELLANEOUS**

*There were no miscellaneous items on the agenda.*

### **ADJOURNMENT**

***JULIE ANTHONY ADJOURNED THE MEETING.***

## Finance Committee Report

**Friday, October 7, 2011**

*The Finance Committee met Friday, October 7, 2011 at 7:30 a.m. at the Mental Health & Recovery Board of Clark, Greene and Madison Counties, 1055 East High Street, Springfield, Ohio.*

**PRESENT:** Julie Anthony, Chairperson, Ben Harrison, Roger Roberts, Lauren Ross and Jim Vernon

Staff: Kent Youngman, Kevin Taylor, and Nancy Chiles

Guests: Dr. James Perry, MHS of Clark and Madison Counties

*The first item on the agenda was a review the Board's FY 2012 Revenue Funding Sources document that demonstrated various formats regarding how the current fiscal year total revenue of \$30,206,319 is distributed. Kevin Taylor reviewed the attached reports and explained that the Board is required to approve the Revenue Funding Sources annually after allocations from the state are received by the Board. There was some general discussion about how the Funding Sources will change next fiscal year due to Medicaid elevation to the two state departments.*

***IT IS THE RECOMMENDATION OF THE FINANCE COMMITTEE THAT THE MENTAL HEALTH & RECOVERY BOARD OF CLARK, GREENE AND MADISON COUNTIES APPROVE THE PROPOSED FISCAL YEAR 2012 FUNDING SOURCES AS REFLECTED IN THE ATTACHED DOCUMENT. THE TOTAL REVENUE NEEDED FOR FY 2012 EXPENDITURES IS \$30,206,319.***

***IT was MOVED BY JAMES VERNON, SECONDED BY LAUREN ROSS TO RECOMMEND TO THE FULL BOARD TO APPROVE THE PROPOSED FISCAL YEAR 2012 FUNDING SOURCES AS PRESENTED.***

***MOTION CARRIED.***

*The next agenda item was the review of the Board's Five Year Projections (2012 – 2016). Kevin reviewed the document outlining the Board's Five Year projections of revenues and expenses for the entire system and also for each of the three counties separately.*

*The next item of discussion was regarding a capital request from Mental Health Services for Clark and Madison Counties. Dr. James Perry, CEO of Mental Health Services for Clark and Madison Counties, has requested that the MHR Board purchase an eight unit apartment facility located on Madison Avenue in Springfield. This facility would be used for client housing; currently, five of the eight units are occupied by clients. Mental Health Services is not purchasing the facility itself primarily due to their financial commitments relating to the construction of the new facility adjacent to the new hospital in Springfield. The intent is for Mental Health Services to maintain the property and eventually purchase it from the MHR Board. The Board's legal counsel is in the process of developing the agreement for lease, maintenance and purchase. The projected fund balance for Clark County exceeds our policy requirement of one and one-half to two months*

*operating expenses; therefore, the source of this purchase would be fund balance. The committee supported this purchase and instructed staff to develop a recommendation to present to the Board.*

***IT IS THE RECOMMENDATION OF THE FINANCE COMMITTEE THAT THE MENTAL HEALTH & RECOVERY BOARD OF CLARK, GREENE AND MADISON COUNTIES AUTHORIZE THE CEO TO NEGOTIATE FOR THE PURCHASE OF PROPERTY LOCATED AT 35 EAST MADISON AVENUE, SPRINGFIELD. THE PURCHASE AMOUNT IS NOT TO EXCEED THE ASKING PRICE OF \$164,900.***

***IT IS FURTHER RECOMMENDED THAT THIS EIGHT UNIT APARTMENT FACILITY BE LEASED TO MENTAL HEALTH SERVICES FOR CLARK AND MADISON COUNTIES AND BE USED FOR CLIENT HOUSING. THE MHR BOARD AND MENTAL HEALTH SERVICES WILL ENTER INTO AN AGREEMENT FOR THE LEASE, MAINTENANCE AND FUTURE PURCHASE OF THIS PROPERTY FROM THE MHR BOARD.***

*Kent reported that he and Roselin met with the Madison County Common Pleas and Municipal Court judges and the Madison County Prosecutor in September to address court concerns about behavioral health services in the county. The increase in demand for services related to opiate addiction and the sentencing changes brought about by House Bill 86 will place additional stress on both the treatment and criminal justice systems. HB 86 makes low level felony offenses eligible for "community control" pending the result of the mental health and/or alcohol/drug assessment. If the assessment determines there is a need for intervention (treatment), the offender is eligible for community control, meaning s/he is to be monitored in the community rather than incarcerated. Judge Nichols (Common Pleas) expects the number of cases eligible for intervention will double with the new HB 86 requirement. The courts are estimating the need to add a half time position, with MHR Board funding this position could possibly be full time. It was the consensus of the committee to support this joint effort; the committee instructed staff to develop a motion. Please see below:*

***IT IS THE RECOMMENDATION OF THE FINANCE COMMITTEE THAT THE MENTAL HEALTH & RECOVERY BOARD OF CLARK, GREENE AND MADISON COUNTIES AUTHORIZE THE CEO TO NEGOTIATE WITH THE MADISON COUNTY COMMON PLEAS AND MUNICIPAL COURT JUDGES FOR THE CREATION OF A COURT CASE MANAGEMENT POSITION TO ASSIST WITH THE INCREASE IN DEMAND FOR SERVICES RELATED TO OPIATE ADDICTION AND THE SENTENCING CHANGES BROUGHT ABOUT BY HOUSE BILL 86. THE CEO IS AUTHORIZED TO CONTRIBUTE UP TO \$25,000 TOWARDS THIS POSITION.***

***IT IS FURTHER RECOMMENDED THAT THE SOURCE OF THESE FUNDS BE THE MADISON COUNTY FISCAL YEAR 2012 RISK POOL OF \$50,000. THE AMENDED RISK POOL TOTAL IS REDUCED TO \$25,000.***

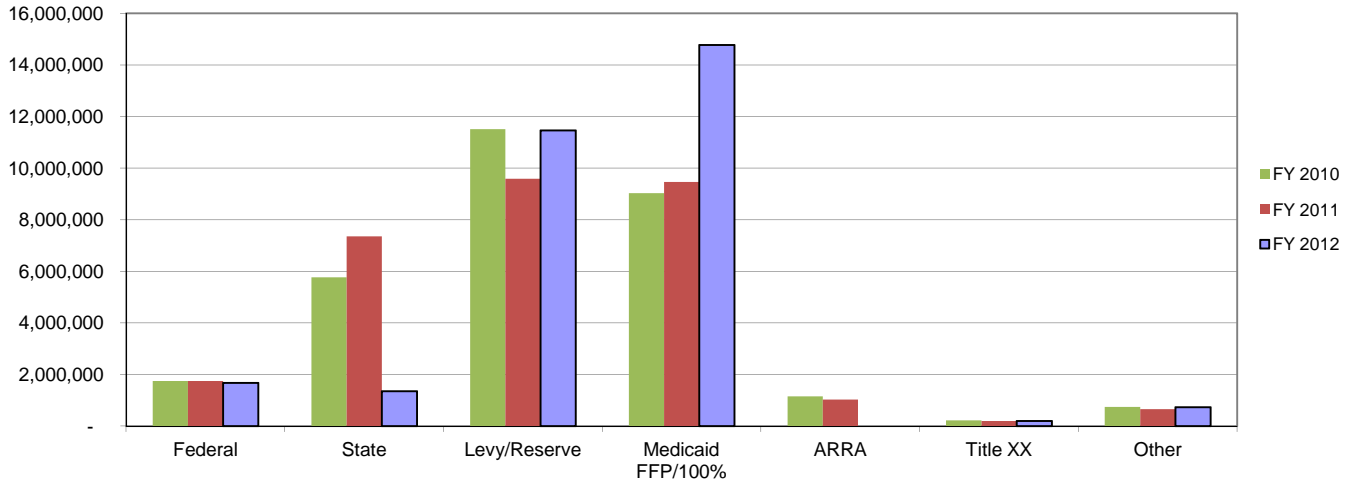
*Next on the agenda was a review of the Board's 2011 draft audit report submitted to the Board by the auditors on September 23, 2011. Kevin distributed and reviewed the MHR Board FY 2011 draft annual audit and informed the Committee that the audit was an unqualified audit with no findings. The next step in the audit process is submission to the State of Ohio Auditor for final review and also to the federal clearinghouse for processing. The audit was conducted by Caudill & Associates, CPAs of Portsmouth.*

*That concludes the Finance Committee report.*

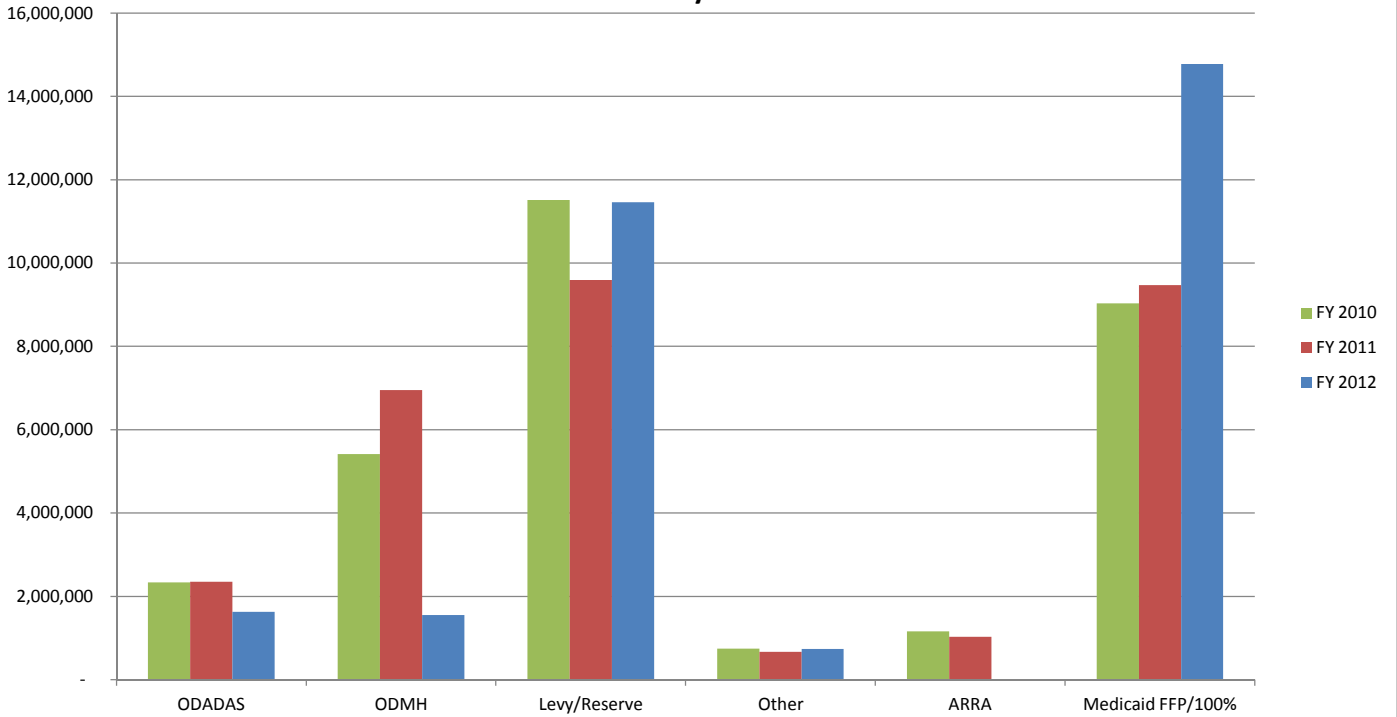
**MHRB of Clark, Greene and Madison**  
**Fiscal Year 2012 Summary of Funding Sources for All Services and Board Activities**

	Federal	State	Levy/Reserve	Medicaid 100%	ARRA	Title XX	Other	Total
Alcohol and Other Drug Services	\$ 1,407,337	222,954	2,301,897	1,959,529	-	-	49,193	5,940,910
Mental Health Services	219,713	1,080,694	6,931,300	12,820,830	-	200,040	686,557	21,939,134
Board Activities*	42,809	53,407	2,230,059	-	-	-	-	2,326,275
<b>Total</b>	<b>1,669,859</b>	<b>1,357,055</b>	<b>11,463,256</b>	<b>14,780,359</b>	<b>-</b>	<b>200,040</b>	<b>735,750</b>	<b>\$30,206,319</b>

**All Revenue by Stream**



**All Revenue by Source**

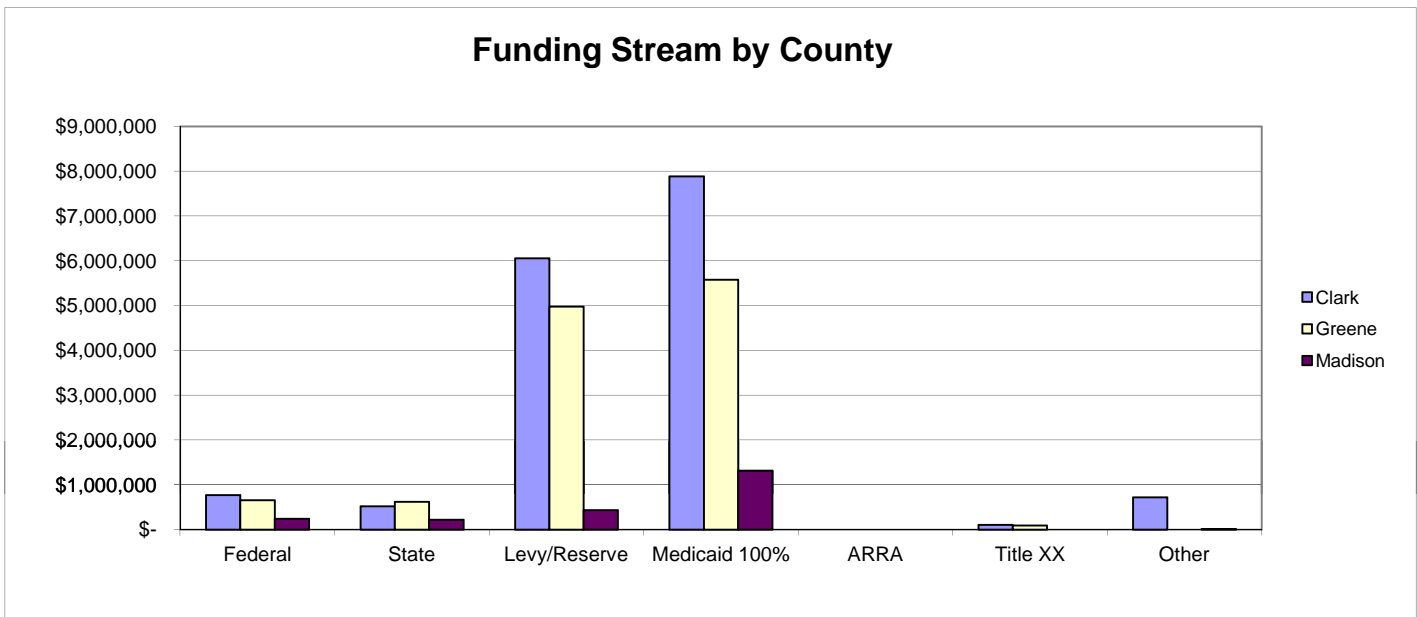


\* Board Activities consist of Board operations, Board Facility and Board capital budget expenses

**MHRB of Clark, Greene and Madison**  
**Fiscal Year 2012 Summary of Funding Sources for County Activities**

	Federal	State	Levy	Reserves	Medicaid 100%	ARRA	Title XX	Other	Total
Clark	\$ 770,040	519,802	6,196,776	(142,192)	7,888,152	-	107,540	723,250	16,063,368
Greene	658,836	620,543	4,909,111	68,492	5,580,148	-	92,500	-	11,929,630
Madison	240,983	216,710	383,111	47,958	1,312,059	-	-	12,500	2,213,321
<b>Total</b>	<b>1,669,859</b>	<b>1,357,055</b>	<b>11,488,998</b>	<b>(25,742)</b>	<b>14,780,359</b>	<b>-</b>	<b>200,040</b>	<b>735,750</b>	<b>\$ 30,206,319</b>

State revenue includes 505 Safety Net FY 2011 carryover of \$53,407  
 Federal revenue includes RSC VRP3 at \$42,809



**Allocation Method**

Federal Funds: Allocated by 20% Base and 80% Per Capita (Unless Agency Requested Grant)

State Funds: Allocated by 20% Base and 80% Per Capita (Unless Agency Requested Grant)

Pass Through funding not listed: State Hospital Days \$669,900 , Central Pharmacy \$248,406 and RSC VRP3 \$802,833

**MHRB of Clark, Greene and Madison  
Fiscal Year 2012 Agency Funding Sources for Alcohol and Other Drug Services**

	<u>Federal</u>	<u>State</u>	<u>Levy</u>	<u>Medicaid 100%</u>	<u>ARRA</u>	<u>Other</u>	<u>Total</u>
Clark County Educational Service Center	\$ 62,066	7,980	9,954	-	-	-	80,000
Greene County ESC	19,726	-	8,832	-	-	-	28,558
Greene County Juvenile Court	6,919	8,936	29,145	-	-	-	45,000
Greene Leaf	-	46,856	29,843	-	-	-	76,699
Madison County Family & Children First	40,819	3,369	7,184	-	-	-	51,372
Matt Talbot House	-	-	71,504	-	-	-	71,504
McKinley Hall	435,380	62,404	890,158	755,495	-	36,693	2,180,130
Mental Health Services for Clark & Madison	110,865	10,735	19,100	78,200	-	-	218,900
Out of Region Providers	-	-	-	154,128	-	-	154,128
Springfield Metropolitan Housing Authority	34,560	-	-	-	-	-	34,560
TCN Behavioral Health Services, Inc.	379,529	67,674	1,139,003	606,389	-	-	2,192,595
Various Providers	-	15,000	-	-	-	12,500	27,500
Women's Recovery Center	<u>317,473</u>	<u>-</u>	<u>97,174</u>	<u>365,317</u>	<u>-</u>	<u>-</u>	<u>779,964</u>
All Alcohol and Other Drug Services	<u>1,407,337</u>	<u>222,954</u>	<u>2,301,897</u>	<u>1,959,529</u>	<u>-</u>	<u>49,193</u>	<u>\$ 5,940,910</u>

The data shown represents information provided by contract agencies except Out of Region which is an estimate based on historical data through MACSIS  
Not all contract agencies provide such information in regards to the source of the funds, the Board has discretion of what funds to allocate  
Various Providers are In-Region Agencies that can access Madison DUI \$12,500 and MAT \$15,000 on a billing basis

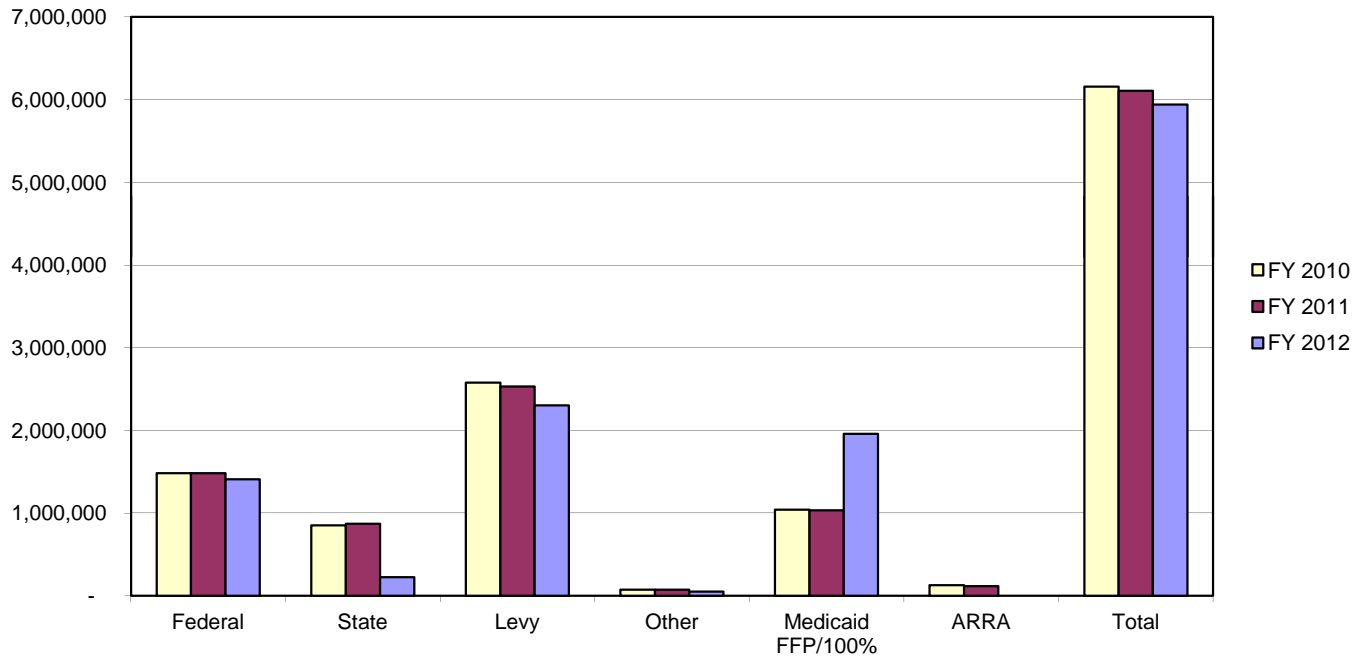
**MHRB of Clark, Greene and Madison  
AOD Services Three Year Funding Comparison**

ADMH Board Funding      \$ 5,940,910

Percentage of Expense:

	FY 2012	Funding %	FY 2011	Funding %	FY 2010	Funding %
Federal	1,407,337	23.7%	1,482,834	24.3%	1,483,474	24.1%
State	222,954	3.8%	871,114	14.3%	852,049	13.8%
Levy	2,301,897	38.7%	2,533,059	41.5%	2,577,240	41.9%
Other	49,193	0.8%	73,386	1.2%	73,386	1.2%
Medicaid FFP/100%	1,959,529	33.0%	1,034,053	16.9%	1,041,070	16.9%
ARRA	-	0.0%	114,775	1.9%	128,859	2.1%
Total	5,940,910		6,109,221		6,156,078	

### AOD Three Year Comparison



**MHRB of Clark, Greene and Madison**  
**Fiscal Year 2012 Agency Funding Sources for Mental Health Services**

	<u>Federal</u>	<u>State</u>	<u>Levy</u>	<u>Medicaid 100%</u>	<u>ARRA</u>	<u>Title XX</u>	<u>Other</u>	<u>Total</u>
Catholic Social Services	\$ -	-	-	135,871	-	-	-	135,871
Clark County Family Council	-	-	111,992	-	-	-	-	111,992
Elderly United	-	-	93,484	-	-	-	-	93,484
Family Violence Prevention	-	-	30,213	19,568	-	-	-	49,781
Forensic Psychiatry Center for Western Ohio	2,683	10,388	-	-	-	-	-	13,071
Greene County Family Council	-	-	169,494	-	-	-	-	169,494
Greene County ESC	-	-	197,075	340,746	-	-	-	537,821
Housing Solutions of Greene County, Inc.	-	-	137,482	-	-	-	-	137,482
Madison County Family Council	-	-	26,344	-	-	-	-	26,344
Mental Health Services for Clark & Madison	121,432	600,448	2,859,743	5,141,661	-	107,540	516,557	9,347,381
NAMI	-	-	313,210	-	-	-	-	313,210
Oesterlen Services for Youth	-	-	25,000	656,026	-	-	170,000	851,026
Out of Region Providers	-	-	37,500	1,854,563	-	-	-	1,892,063
Project Woman	-	-	91,000	50,001	-	-	-	141,001
Rocking Horse	-	-	55,000	618,505	-	-	-	673,505
TCN Behavioral Health Services, Inc.	95,598	469,858	1,752,838	3,465,575	-	92,500	-	5,876,369
Various Providers	-	-	1,030,925	-	-	-	-	1,030,925
Well Springs	-	-	-	538,314	-	-	-	538,314
<b>All Mental Health Services</b>	<b><u>219,713</u></b>	<b><u>1,080,694</u></b>	<b><u>6,931,300</u></b>	<b><u>12,820,830</u></b>	<b><u>-</u></b>	<b><u>200,040</u></b>	<b><u>686,557</u></b>	<b><u>\$ 21,939,134</u></b>

The data shown represents information provided by contract agencies except Out of Region which is an estimate based on historical data through MACSIS

Not all contract agencies provide such information in regards to the source of the funds, the Board has discretion of what funds to allocate

Various Providers are In-Region Agencies that will access the Risk Pool, Emergency Housing and Medication funds and Outcomes Training

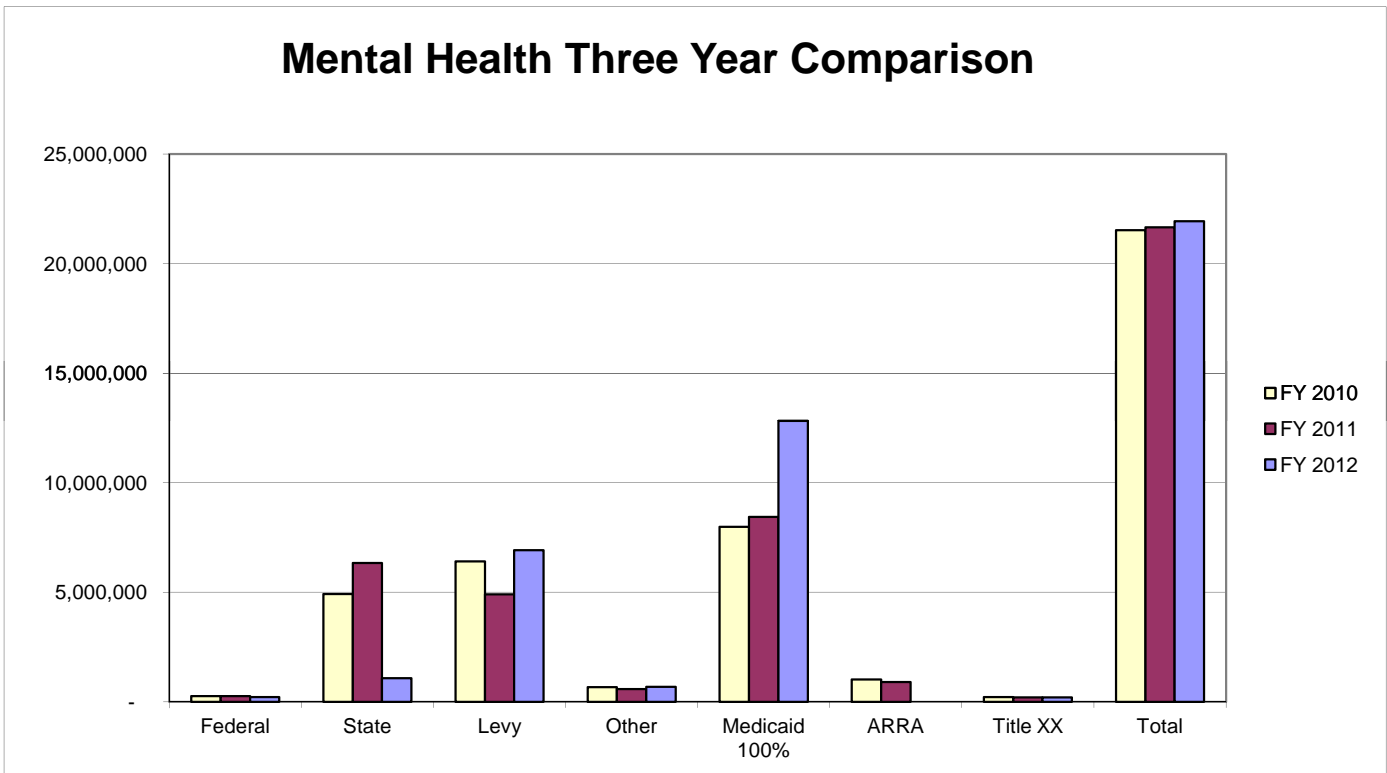
**MHRB of Clark, Greene and Madison  
MH Services Three Year Funding Comparison**

ADMH Board Funding      \$ 21,939,134

Percentage of Expense:

	<u>FY 2012</u>	<u>Funding %</u>	<u>FY 2011</u>	<u>Funding %</u>	<u>FY 2010</u>	<u>Funding %</u>
Federal	219,713	1.0%	264,449	1.2%	264,449	1.2%
State	1,080,694	4.9%	6,335,828	29.3%	4,923,246	22.9%
Levy	6,931,300	31.6%	4,914,945	22.7%	6,415,425	29.8%
Other	686,557	3.1%	591,586	2.7%	673,544	3.1%
Medicaid FFP/100%	12,820,830	58.4%	8,435,903	39.0%	7,991,956	37.1%
ARRA	-	0.0%	910,663	4.2%	1,028,982	4.8%
Title XX	200,040	0.9%	200,040	0.9%	223,780	1.0%
Total	21,939,134		21,653,414		21,521,382	

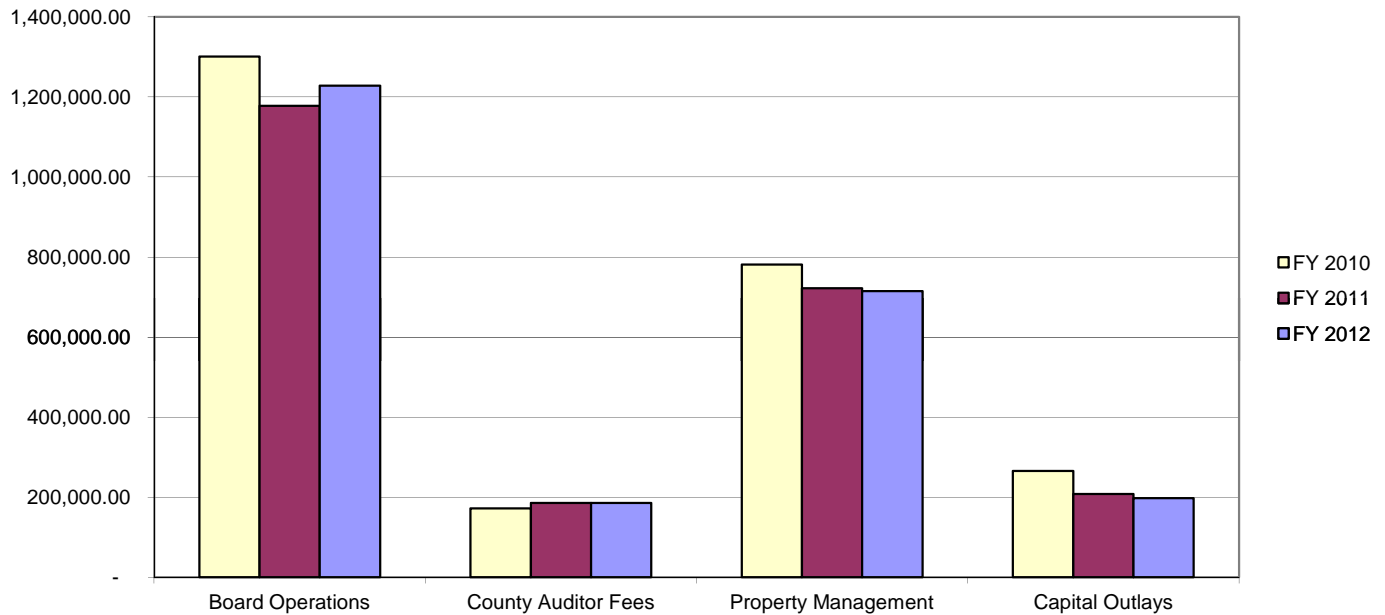
### Mental Health Three Year Comparison



**MHRB of Clark, Greene and Madison**  
**Fiscal Year 2012 Detail Board Activities and Funding Stream**

	<u>Federal</u>	<u>State</u>	<u>Levy</u>	<u>Rent/Other</u>	<u>Total</u>
Board Operations	\$ 42,809	53,407	1,132,231	-	1,228,447
County Auditor Fees	-	-	186,000	-	186,000
Property Management	-	-	27,629	686,949	714,578
Capital Outlays	-	-	12,150	185,100	197,250
All Board Activities	<u>42,809</u>	<u>53,407</u>	<u>1,358,010</u>	<u>872,049</u>	<u>\$ 2,326,275</u>

**Board Activity Three Year Comparison**



## JUSTICE REINVESTMENT IN OHIO: GETTING SMART ON CRIME

*“There is growing consensus within the correctional policy community that the new way forward should be to reduce prison spending and use these resources more effectively by investing in education, workforce training and mental health and substance abuse treatment. The latter is particularly important, because an estimated 80 percent or more of incarcerated offenders have a history of alcohol and/or substance abuse problems.”* – Ohio Chamber of Commerce

In 2008, Ohio began down a bipartisan path to employ a justice reinvestment approach given the pressures faced by the criminal justice system in the context of the overall state budget shortfall. Specifically, Ohio had nearly 51,000 people locked up in the prison system on any given day – 33% over capacity – with a projection that the system would grow by another 3,000 people by 2015. Much of that growth could be traced to people convicted of property and drug offenses, who received short-term sentences and were subsequently released from prison with no supervision.


Research conducted by the Council of State Governments Justice Center highlighted how access to community behavioral health services are an important component of achieving better outcomes for individuals and society while saving money in criminal justice expenditures. Their studies revealed that a large percentage of people committing non-violent low level felonies need behavioral health treatment, but resources are insufficient to meet the demand for services. Additionally, even when Ohio was engaging in prison diversion programming, it was often targeted in an ineffective manner because it was not filtering out those participants who would not benefit from intensive programs and, too often, the intensive supervision was not combined with treatment programs.

- Thirty-six percent of people admitted to prison because of a probation violation have mental health needs; 85 percent of such prison admissions indicate recent drug use.
- Two-thirds of probation departments report that there are insufficient mental health resources in their jurisdiction.
- Evaluations of intensive supervision probation programs demonstrate that intensive supervision is effective in reducing recidivism only when combined with treatment programs that address criminogenic needs.

### Ohio’s Revolving Door:

Low Severity Offenders “In and Out” of Prison

#### Prison Admissions in 2008



Source: CSG Justice Center

Ohio's answer to reinventing the criminal justice system came in the form of the passage of House Bill 86, with many of the provisions slated to take effect at the end of this month. The bill sets forth a framework which addresses three core issues. One set of provisions requires first-time property and drug offenders to serve probation terms and attend treatment. A second set of provisions establish statewide criteria for community correction programs, prioritizing placement of people who would benefit most from community supervision and treatment. The legislation also establishes statewide standards for probation, to ensure an even quality in community supervision from county to county. Additionally, it expands earned credit provisions and other incentives for positive behavior and makes some reforms to the juvenile justice system, including provisions to establish juvenile competency to stand trial and raising the age at which judges apply blended adult and juvenile sentencing guidelines.

Implementation of HB 86 is expected to reduce the state's prison costs by about \$78 million per year. Without the reforms, it is likely the prison population would continue to increase as projected, costing the state about \$925 million by 2018 and requiring the construction of new prisons.

There were concerns raised during the legislative process regarding a lack of funding committed in the bill to help DRC and communities build the infrastructure envisioned by the legislation. This is of particular concern to many behavioral health advocates who have witnessed a significant decline in non-Medicaid community behavioral health services over the past several years that are so integral to reducing recidivism.

*“I know that some have raised concerns in the past that DRC will not have the capacity to provide the level of programming that would be required by the bill. Let me assure you that I have also been concerned about this issue, and that I am committed to making sure that we get the right inmates in the right programs in a timely fashion...”*

~ Director Gary Mohr, Ohio Department of Rehabilitation and Correction

The basic framework for reinventing how we approach non-violent offenders has been laid in the passage of House Bill 86. Now Ohio must go about actually pulling together the programming – both inside the prisons and at the community level – that will reduce recidivism and truly reform how we prepare our non-violent offenders to become productive members of our society. Where and how we reinvest any savings to the prison system will be very important if Ohio is to experience the positive outcomes other states have seen with their justice reinvestment initiatives.

## The Texas Justice Reinvestment Experience

### Problems Identified in 2006

- Between 1985 and 2005, the prison population grew 300 percent
- Prison population exceeded the capacity of the state's prisons by 3,000 and was projected to continue growing
- Cuts in community-based substance abuse and mental health services led to a shortfall of treatment beds, with over 2,000 persons waiting on space in various treatment programs
- State's parole guidelines not being followed, if they had, an additional 2,252 people might have been released

### Actions Taken

- \$241 million reinvested to expand the capacity of in-prison and community-based treatment and diversion programs to avert projected growth in prison population

### Outcome

- Texas saved \$210.5 million for the 2008-2009 biennium
- Texas so far has saved \$1 billion, which was reinvested in corrections changes and crime prevention
- This year, for the first time in state history, a prison was closed



#### Sources:

CCAO County Advisory Bulletin 2011-01  
HB 86 Language and Testimony

Council of State Governments Justice Center  
Ohio Department of Rehabilitation and Corrections